

NEWSLETTER

March



2022

This Month's Sponsor

Axminster

Tools & Machinery

DATA PROTECTION

Your personal details are held on a computer belonging to an officer of the Coombe Abbey Woodturners. Your details are purely for the use of the Club, and are not passed to any third party. If you object to your name, address and telephone number being held on a computer belonging to an officer of the Club, then please write to any member of the committee.

HEALTH & SAFETY NOTICE

Woodturning can be dangerous! Always follow the manufacturers' instructions and safety advice when operating power tools. Never try the techniques shown at our demonstrations or in our Newsletter if you are unsure or the procedure does not feel safe. Always use the guarding and other safety equipment.

The Club takes reasonable care to operate and instruct in a safe manner and strongly recommends all members to follow the Club's Health and Safety rules and the guidance notes that the AWGB issue in their Revolutions magazine from time to time.

Members of the Committee

Chairman	Brian Edwards
Vice Chairman	Peter Carless
Treasurer	Lee Cartwright
Secretary	Valerie Ansell
Membership Secretary	Janine Brindley
Events Secretary	Post Vacant
	Eric Taylor
	Graham Cashmore
	Terry Ivins
	Giles Headley

Website: <http://www.coombeabbeywoodturners.org>

**Copy Deadline for the April 2022 issue of the Newsletter is:-
Thursday 24th March 2022**

Please forward your News, Stories and Photographs to:-

Robert Sheehan- Newsletter Editor -

M: 07905 185122. E-mail: robsheehan@virginmedia.com

In This Issue	Page
Vice Chairman's Jottings	4
One Line Philosopher	5
In The Workshop	5
This Month's Sponsor	6
Work by Giles Headley	16
Calendar Of Events	18
Notices	19
Committee News	20
Axminster Robust Lathe	22
Thin Walled Pierced Bowl	24
Work by Peter Wright	28
In Store At Axminster	34
Equipment For Sale	30
Activities Of Other Clubs	35

Advertisers	Page
Axminster Tools	7
Chestnut Products	9
Hamlet	11
Yandles	13
CSM Abrasives Plus	15
Record Power	17
Proops Brothers	21
TMS Volvo	23
Turners Retreat	25
Charnwood	27
Crown Hand Tools	29
Henry Taylor	31

From the Editor



Robert Sheehan

I would like to say thank you to Graham for his many years of hard work producing the newsletters. His offer to help me with

any future problems is also greatly appreciated. As Graham said last month, a good newsletter relies on the members for it to be a success. So please send me your pictures and jottings on your latest project.

Just a little about myself. I got my degree in Electrical & Electronic Engineering and spent 27 years with GEC/Marconi and Ericsson designing circuit boards and programming telephone systems. During this time I was lucky enough to work in Germany, Italy, Spain and Sweden (as well as Coventry & Nottingham). After taking voluntary redundancy, I worked at Axminster Tools for 10 years. At the age of 60, I decided to give up work and I have been retired for 18 months.

My interest in woodwork came from watching Norm Abram's TV programmes. Although I intended to make/restore furniture, woodturning took over. I have been turning for about 12 years. I am secretary of the North Warwickshire & Hinckley woodturning club. I also volunteer two days a week at Bulkington Volunteer Friends charity workshop.

Rob

Vice Chairman's Jottings

From the Parkwood Turner



First, I must apologise regarding last month's Vice Chairs report for some reason the last paragraph did not download and is now floating around the ether. I have placed a full copy in the workshop at Coombe Workshop.

Brian is still improving after the operation and we wish him well. News from the Coombe Abbey Turners committee will be found later in the newsletter

So, what has been happening in my workshop this month. I know Christmas is some time away but I have been turning German Christmas Nutcracker Soldiers, where the turning is quite simple the painting, I found is difficult especially the heads and faces if I want a professional finish, so I have 10 months to perfect the process and any advice is welcome.

I have been asked to demonstrate in March for a local club so I have been practicing a new process of a lidded bowl where the lid is cored from the blank. I always use cheap wood to practice on and found a piece that was a spalled with lovely grain but I'm afraid the worm got there before me, decided to finish and filled said worm with Pinfairst Buff-it gold embellishing wax. I turned and fitted the finial in the style of Cindy Drozda. When finished I thought the finial was just right for the piece but my fiercest critic said the finial was too tall and thin and needed to be short, fat and what use is it. You cannot win them all.

Some of you will know I am a member of the Woodturning 360 club which is an online club set up by Martin Saban-Smith of YouTube fame. They meet twice a month on the first and third Mondays and we have a demonstration from turners around the world and I have learnt a lot from watching these demo's.

Now the weather is improving and we are getting back into the workshop and lacking inspiration, head to Pinterest on the internet. There are so many ideas for you from around the world that will keep you busy.

That's all for now folks more next month

Peter Carless Vice Chair Coombe Abbey Woodturners .

In The Workshop
Dust Extraction in the Workshop
by Phillip Stephens



Dust extraction seems to have come a long way in the last forty years. When I used to use my old school lathe in the 1960s, dust extraction was a matter of opening the window next to the lathe - come summer or winter. Dust inhalation was not considered a life changing risk when you consider that most of the

adult population in the 60s could be smoking more the 20 cigarettes a day, we still had leaded petrol and a large number of the population was still using coal fires. I can remember that the school was more concerned about small wood particles in the air being a fire risk, more than a health hazard caused by dust inhalation.

We have moved on since then and there is a greater awareness of the dangers of dust particles and how we can lower the risk of exposure. For instance, it is well documented that the average diameter of wood dust is usually between 10 and 30 micrometres (microns); however when sanding, dust can be produced with a diameter lower than 5 microns. For dust inhalation this has become more of a problem with the increased availability of exotic and spalted timbers. In practice, although we associate sanding with creating dust particles, the act of cutting on a lathe with any dry or semi-dry wood will generate dust in just the same way. Dust particles normally will move with any circulation of air and can stay aloft for 30 minutes or longer until settling and remain there till disturbed again. It is possible in any enclosed environment to create dust particles in the air without using any machinery, just by moving around.

For a short duration, dust inhalation will give you only mild symptoms, caused by inflammation of your nasal passages i.e. sneezing, runny/itchy nose, nasal congestion and red or watery eyes. This can easily be reduced with a simple face mask or respirator from most hardware shops.

One Line Philosopher:

“There is only one good, knowledge, and one evil, ignorance” – Socrates

This Month's Newsletter Sponsor.

Axminster Tools and Machinery have been sponsoring this magazine almost from day one, and Coombe Abbey Woodturners are very grateful for that, and have in turn responded by helping out at the Nuneaton store to put on woodturning demonstrations from time to time.

It is very fortunate for our club to have a company on our doorstep stocking almost everything that a woodturner could wish for.

Please support our sponsor by buying your tools and accessories etc from them and don't forget to mention that their sponsorship of our Newsletter is greatly appreciated.

Editor

Axminster Tools (A Company Profile)

We've come a long way since our humble beginnings, as a tiny high street store, in the market town of Axminster in Devon.

Over the past 50 years, we've built our family business on a foundation of strong customer service values.



Axminster Tools & Machinery is based in East Devon and has been in the industry since 1972. With a website hosting over 14,000 products and eight stores throughout the UK, the company is a market leader for woodworking and woodturning tools, machinery, accessories and consumables.

A lesser known fact is that Axminster also manufactures some of its tooling accessories, and these include products within the company's own woodturning ranges. Without doubt, Axminster is one of the most knowledgeable sources of woodturning products in the UK and Europe.

For more information visit axminster.co.uk.



AXMINSTER
Craft

**ENJOY VARIABLE
SPEED & PLENTY
OF CAPACITY**

**AC370WL
WOODTURNING
LATHE**

Only £499.98 inc VAT | Code: 105116

Our powerful, variable speed woodturning lathe offers fantastic value for money and features a larger motor to match the larger capacities you want and need. Ideal for many types of projects, this floor standing lathe would make a great addition to any home workshop.

Key features include:

- 370mm maximum turning diameter over the bed
- Distance between centres is 1100mm
- Great for turning longer spindles and similar items
- Swivel and slide the headstock along the length of the bed
- Set the headstock in the most convenient position for your task
- Ten steps offer a wide range of speed options

PERFECT ACCESSORIES FOR THE AC370WL

**AXMINSTER
WOODTURNING
TOOL SET**

Six essential tools for woodturning.

£119.98 | Code: 106153



**AXMINSTER
WOODTURNING
CLUBMAN SK100
CHUCK PACKAGE - T04M**

Package includes Chuck, C Dovetail Jaws, Faceplate Ring, Screw Chuck and Chuck Key. Made from stainless steel.

£219.98 | Code: 106868



**AXMINSTER
WOODWORKER'S
SMOCK**

The ultimate protective smock.

£39.98 | Small | 106223

Medium | 103618

Large | 103619

X Large | 103620

XX Large | 105183

XXX Large | 106222



**AXMINSTER
WOODTURNING PRO
DRIVE 2MT**

Accuracy and versatility for your turning.

£34.98 | 21mm | 101605

16mm | 101890

AXMINSTER TOOLS

We share your passion.

For more from the Axminster Craft range, visit one of our stores, search axminstertools.com or call **03332 406406**.

For the complete Axminster experience and to keep up with projects, how to's, news and much more, browse knowledge.axminstertools.com and follow us on social media.

Axminster • Basingstoke • Cardiff • High Wycombe • Newcastle • Nuneaton • Sittingbourne • Warrington



Rated 'Excellent' on  **Trustpilot**

Prices may be subject to change without notice.

Personal Protection



Dust and respirator masks offer a cost-effective protection method for your lungs, but it will not stop dust from collecting in your workshop.

Note: FFP2 respirator masks filter down to 0.075 micrometre of solid particles.

Air Filter Systems for Workshops

There are a number of workshop air filter systems on the market. They look and work exactly the same. These are not dust extraction units for equipment but are used to remove particles from the air. Most units come with a remote control, as the manufacturers recommend fitting the unit high up in the workshop.



They normally have timers and are designed to stay operating in order to continually clean the air as you move around the workshop.



Outer filter will remove dust particles up to 5 microns.



Inner filter will remove particles up to 1 micron.

Save
**US Stockist
Enquiries Welcome.
Tel/Fax 888-631-8311**

- Lacquers
-
- Polishes
-
- Waxes
-
- Polish Enhancers
-
- Wood Treatments
-
- Polishing Brushes
-
- Abrasives
-
- Stains
-
- Thinners
-
- Applicators
-
- Superglues
-
- Buffing Systems
-
- Acrylic Blanks
-
- ...and much more



CHESTNUT

P R O D U C T S

first for finishes



Used by woodturners of all abilities throughout the UK and the world, the Chestnut Products range of top quality finishes gives outstanding results every time; whatever you are making and whatever your preferred finishing system there is bound to be something in our range to meet your needs.

See your local stockist for more information or for a catalogue/price list contact us at:

**Chestnut Products
PO Box 260, Stowmarket,
IP14 9BX**

Tel: 01473 890 118 Fax: 01473 206 522

**www.chestnutproducts.co.uk
mailroom@chestnutproducts.co.uk**

Stockist enquiries welcome

Portable Dust and Wood Chip Collectors

Today it is possible to have a small air filtering system and a dust extraction solution for a modest workshop without breaking the bank or taking up a large amount of space, especially if you can combine dust extraction and chip collection.



Portable dust collector units are a cost-effective mobile solution in the workshop and support standard 100mm and 63mm extraction hosing.

(Editor's note - Christmas lights are optional)



There are a number of suppliers on the market. They are of a similar construction comprising of a top housed fan motor, filter system and collection container drum or bag.

A domestic soil pipe is based on 110mm piping. So Phillip used a 90° toilet pipe fitted with a Loc-Line™ modular coolant hose unit, as a flexible extraction pipe.





Brought to you by:
HENRY TAYLOR
(TOOLS) LIMITED
EST. 1834

hamlet


CRAFT TOOLS

Find your local stockist at:

www.hamletcrafttools.co.uk/stockists

email: sales@hamletcrafttools.co.uk | tel: 0114 232 1338 | web: www.hamletcrafttools.co.uk

Dust Extraction In The Workshop continued...



Most of the units are fitted with a two-part filter system. Usually, a filter cartridge and dust bag that fits over the cartridge. The filtration is normally down to about 1 micron, but they do clog up as the bags become covered in fine dust which restricts the air flow. However, this can easily be corrected by periodically brushing the dust off the bag and into the collector drum.

Tower Dust Extractor Units



For larger workshops the use of piped air extraction system is the most common solution. The basic construction consists of a plastic waste collection bag, a filtration hood or sack and a large airflow motor. This would give you a filtration of about 30 microns, so although it will collect dust, anything below 30 microns would leak through the filtration hood or sack. They also have a very noisy airflow motor, so are often housed outside of the workshop environment.



The filtration sack can be replaced by a filter cartridge. This will reduce the filtration down to 1 micron. The cartridge is fitted with a set of brushes, to periodically clean the filter. The introduction of cyclone units have allowed filtration to go below 1 micron. This reduces filter clogging but at a higher price and the units are much larger in size.



TIMBER | TOOLS | MACHINERY | HOBBY | GIFTS



NEW & NOW AVAILABLE AT

01935 822 207

Yandles

Yandles, Hurst Works, Martock TA12 6JU, 01935 822207
(option 1 for the Woodworking and Timber Shop)
or email . Sales@yandles.co.uk Website: Yandles.co.uk

Dust Extraction In The Workshop continued...



Having the unit stationary and using 100mm or 63mm piping around the workshop, is a costly but more practical solution. Most machinery is fitted with 100mm dust air outlets and the use of blast gates allows you to direct the flow to where it is needed.



An airflow indicator meter is also a useful addition which allows you to monitor the air flow from the tower dust extractor units.

Conclusions



Unless you are working with wood outside on a warm day with a breeze, then wood dust will be a problem that at some point you will need to address. Over the last 20 years or so, there has been an increase in legislation over health and

safety and working conditions and this has resulted in the wood working and joinery industry becoming flooded with dust collection and air filtering solutions. Though the broom and dust pan will never disappear from the workshop, a portable dust collector unit can now be purchased for about £100 and fitted with a 63mm hose to use with your lathe. Personal protection has also benefited from the changes, so taking simple precautions can be extremely beneficial both to you and anyone around you.

Sanding needs as much care as construction and design. As much care needs to be taken in sanding as in the construction of a piece of work. A few minutes' poor sanding technique can irreversibly destroy great craftsmanship and many hours work.



**THE ULTIMATE ABRASIVE!
RB406 J.FLEX. TRIAL PACK**

IM OF CLOTHINEACH OF THE FOLLOWING GRITS

P80, P120, P240 AND P320 **£14.75** INC VAT ORDER CODE **12806 RB406**

J.Flex is the best abrasive for every workshop. It's ideal for turning, woodworking and metal working. The distinctive blue abrasive with the yellow backing is the softest and most flexible abrasive we have ever discovered. The ultimate abrasive for all kinds of woodworking, especially sanding in acute areas. This cloth can be twisted and folded without grain dis-adhesion. Rolls are 100mm wide.

ALSO AVAILABLE BY THE METRE.



VELCRO-BACKED ROLLS.

TRIAL PACK IM OF P100, P150, P240 AND P320 PLUS A SAMPLE STRIP OF VELCRO REPLACEMENT WITH PEEL OFF SELF ADHESIVE BACKING. **£14.75** INC VAT ORDER CODE 13159 ALSO AVAILABLE BY THE METRE PLUS. IT PAYS TO BUY BIG. WITH OUR BULK RATE PRICES YOU'LL SAVE MONEY ON THE GRITS YOU USE MOST.

Cut off any length to suit your own sanding application. Every workshop should have at least two or three grades of this to hand. Especially manufactured by Haynes abrasives for us. Ideal for those shop made sanding devices which you can now make to your own specification. Hook and loop, or velcro attachment does away with the unpleasant task of clamping the paper to the mesh line, allows rapid changing of the sheet and encourages the use of more grits extending the finish quality and life of the abrasive. Rolls are 115mm wide.

For your free catalogue call 01636 688888 or e-mail sales@abrasivesplus.com or visit our on-line shop at www.abrasivesplus.com where all our products are featured and it's free carriage!

CSM ABRASIVES PLUS UNIT 2 NORTHERN ROAD, NEWARK, NOTTINGHAMSHIRE, NG24 2EH

TEL - 01636 688888

FAX - 01636 688889

sales@abrasivesplus.com

www.abrasivesplus.com

Work by Giles Headley



Hi Rob

Welcome to your new role, and best of luck with it. I will do my best to provide occasional copy, as I hope will all other members,

whatever stage of turning they're at.

Please find attached a picture of my latest piece for inclusion in the next newsletter.

Following on from last month's entry (the long necked yew twig pot), I employed the same technique on this ash vase. I rough turned the whole, parted the piece into two using a 3mm parting tool, and separately drilled and hollowed the two halves. After gluing back together and finish turning the

body area, I cut beads to disguise the joint line (always an odd number). I then finish turned the neck and incorporated a captive ring, which I've not tried before. The vase measures 180mm tall, is about 95mm dia at the widest point, 30mm dia at the neck, with 19mm bore. I tried to maintain about 5mm wall thickness throughout. The finish is Woodwax 22, hand buffed.

Kind regards
Giles

**RECORD
POWER**
ESTABLISHED 1909®

THE NEW STANDARD FOR WOODTURNING

We are proud to introduce our new range of turning tools, made in the UK at our in-house production facility. Designed in consultation with and tested rigorously by professional woodturners, they represent a new standard in quality and value.

When you buy a Record Power turning tool you are investing in many years of manufacturing expertise and knowledge from a brand with a rich heritage of woodturning specialisation.

"The new Record gouges have fantastic edge longevity and strong ergonomic handles. All you need in a quality woodturning gouge: stay sharp, feel good and turn well."

Andrew Hall RPT, Professional Woodturner and Tutor



3-Piece HSS Bowl Turning Tool Set

This set contains the three essential tools for bowl turning - 3/8" bowl gouge, 1/2" domed scraper and 3/16" parting tool.

103720



3-Piece HSS Spindle Turning Tool Set

This set contains the three essential tools for spindle turning - 1" spindle roughing gouge, 3/8" spindle gouge and 1/8" parting tool.

103710



Free online educational videos available at recordpower.co.uk/turningtools



View our full range at recordpower.co.uk Bowl Gouges | Spindle Gouges | Spindle Roughing Gouges | Skew Chisels | Scrapers | Parting Tools

All prices include VAT EAOE.

**MADE IN
BRITAIN**

**MADE IN
SHEFFIELD**

Over
100
years
Experience • Knowledge
Support • Expertise

Incorporating some of the most famous brands in woodworking, Record Power's roots stretch back over 100 years.

RECORD POWER
ESTABLISHED 1909

CORONET **STARTRITE**

CamVoc **BLUESSESS**

For more details visit
recordpower.co.uk or
contact your local stockist

RECORD POWER
ESTABLISHED 1909

Calendar of Events 2022

March 12	Gianni Deidda (Scroll Saw)	Baptist Church
April 3	Daffodil Festival	Monks Kirby
April 23	Steve Heeley Demo	Baptist Church
May 28	Phil Stephens	Baptist Church
June 18	Roger Gilbert	Baptist Church

Meeting Locations:

Walsgrave Baptist Church, Hinckley Road, Coventry, CV2 2EX.

Shilton Village Hall, Wood Lane, Shilton, CV7 9JZ (by the Sports Field)

Next Meeting

Scroll Saw Demonstration (part 2) by Gianni Deidda

Saturday March 12th.

Walsgrave Baptist Church 10am to 4pm.

A Return Visit by Popular Request

Coming up

A Demonstration by Steve Heeley

On Saturday 23rd April 2022 at Walsgrave Baptist Church
10am to 4pm.

Notices

To all members,

Thank you to everyone who renewed their membership at the AGM. Membership subscription is now overdue, so please contact Janine about your renewal asap. by TEXT (07931417378) message or EMAIL (treasurercawt@yahoo.com).

Membership costs are outlined below – any questions please get in touch with Janine or Lee Cartwright.

Individual member AWGB £18.00 + Club £10 = £28.00

Family AWGB £28 + Club £10.00 per person

2 people AWGB £28.00 + Club £20.00 = £48.00

3 people AWGB £28.00 + Club £30.00 = £58.00

By Mail:

Cheques made out to “Coombe Abbey Woodturners”

PLEASE enclose a self-addressed stamped envelope

Mail your membership renewal cheque to

Janine Brindley (Treasurer)

19, Merrifield Gardens Burbage, Leics. LE10 2TE.

Or DIRECT to BANK

The costs are as outlined above plus £1.00 to cover postage.

Anyone wishing to pay directly into the bank please contact Janine Directly by TEXT (07931417378) message or EMAIL (treasurercawt@yahoo.com).

PLEASE put your name and address in the message

Regards Janine

COOMBE ABBEY COMMITTEE NEWS

At the February committee meeting it came to our attention that there have been changes made in the workshop without going before the full committee. I would like to remind all members who use the workshop any proposals regarding changes should go before the full committee to be passed off. As these changes have now been made the committee felt some things need to be changed. Where the fourth lathe is positioned the plastic panel needs to be moved away from the glass window so there is a gap between glass and protective sheet. We now have one cupboard and equipment from second cupboard has been placed in an un-lockable cupboard. Tools which would be expensive to replace will now be stored in a locked cupboard. Members, please note this cupboard should be locked before leaving the workshop at the end of the day.

We will not be running the raffle this year so, to raise funds for the Air Ambulance, we will be having three or four open days at Coombe Country Park with a stand for items to sell and I would like our members to donate some of their turned work for sale.

We have 5 members who would like to be assessed for the AWGB tutor training certificate. If you would like to put your name forward, you would have to go through the online or video Lets Teach Turning program before going to be assessed.

We will invite an electrician along on the 30th March to PAT test our electrical items. If any member uses their equipment at shows or exhibitions and require PAT testing, please bring your items along to Coombe.

A member has asked if we would be going to the Woodworking show at Harrogate in November. We need a minimum of 30 members to make the trip viable so if you would like to attend, please let me know by email to petercarless@hotmail.co.uk

We have a number of demonstrations booked for the beginning of the year and Eric Taylor will now book demonstrators for the end of the year. My Thanks go to Eric for all the hard work he does for the club.

After much discussion we have decided to have a hands-on meeting in July. Details later regarding the program for the day.

More news in the next News Letter

Peter Carless Vice Chair on behalf of the Committee

PROOPS BROTHERS

ENGLAND • EST 1946

.COM

ALL PRICES INCLUDE POST AND PACKING

1000'S OF OTHER PRODUCTS

INSIDE, OUTSIDE PLASTIC CALLIPERS



Measurements

0 - 200mm M7176

£4.60

0 - 350mm W3509

£6.80

Tool Handles



Wood Ash Handles
with Brass Ferrules
for Wood turning Tools

3 x 225mm Long

£10

Product Code W3400

5 x 125mm Long

£10

Product Code W8056

Woodturners 12" Outside Plastic Calipers W3462



£3.60

OILSTONE & BOX



Fine and
course sides
W3330

CABINET SCRAPERS



Set of 3
W8014

£9

CHUCKS

Drill Chuck 10mm
with 2MT Arbor

£10

Product code M0412

Drill Chuck 10mm
with 2MT Arbor

£7.70

Product code M0411



One Piece Finger Sander, 10mm & 3 Spare Belts.

Product Code W8017



£5

Sheffield Made SJ & JB Addis Skew Chisel HSS.

3/16" x 3/32" W8040

£9.50



1/4" x 5/32" W8009

£9.50

Proops Brothers Ltd 34 Saddington Rd. Fleckney, Leicestershire, LE8 8AW
TEL. 0116 2403400 WWW.PROOPSBROTHERS.COM EBAY USER NAME: SPOORP

Robust American Beauty Lathe

On Saturday 21st January, Helen Bailey demonstrated the Robust American Beauty Lathe at Axminster, Nuneaton. With all the optional extras fitted to the demo lathe, it comes in at a whopping £12k. So, for the majority of us, this is as close to the lathe that most wood turners will get. However, we can all dream... They are made to order, in America, with a 3 to 4 month waiting time.



You can turn 24" over the stainless steel bed and 28" between centres. The head stock doesn't rotate but you can slide the head stock to the end of the bed and, using the optional outboard turning attachment, turn up to nearly 5'. Head stock is 2MT M33 x 3.5, tail stock is also 2MT with a 4" travel, marked in inches for drilling.

When the tail stock is not required (bowl turning/hollowing), then the optional "Tilt Away" allows it to be dropped out of the way without having to lift it off and back on to the lathe. The optional gas strut makes this a one-handed process. The lathe has adjustable legs, enabling the centre height to be adjusted between 42" and 49". There is also an optional foot stop switch.



Accessories include a number of tool rests with hardened top edges, removing the need to dress the tool rest.

A large steady rest is also available to support long pieces on the lathe.



Let **TMS** look after your Volvo



SALES // SERVICE
PARTS // ACCESSORIES

With over 300 years combined experience of working with Volvo, nobody knows your Volvo like **TMS**.

With award-winning levels of customer service and state-of-the-art facilities at Trinity Marina, what ever your Volvo requirements, the **TMS** team can deliver.

*Call in and
see us soon!*



QUALITY • CARE • PERSONAL SERVICE



Coventry: TEL. **02476 303132**

Hinckley: TEL. **01455 632478**

Leicester: TEL. **0116 2758800**

www.tmsmotorgroup.co.uk/volvo

Thin Walled Bowl Turning and Piercing

On Saturday 12th February, Helen Bailey visited Axminster, Nuneaton again. This time, she demonstrated thin walled bowl turning, in preparation for piercing the bowl. After lunch, she also demonstrated her method of holding pendant blanks on the lathe, ready for off-centre turning.

A quick lesson on lathe maintenance - Garryflex™ block for cleaning the bed, followed by a dry silicon

spray. A quick lesson on health and safety - respirator, extraction and air cleaner. Then on to the turning.

Helen prefers sycamore for her thin walled bowls. Its tight, straight grain and clean light colour, mean it is good for piercing, pyrography and colouring. Kiln dried timber is best, to avoid warping.

Starting with a 7" x 3" blank on a screw chuck, Helen brought up a ring centre in the tail stock, for extra support. After truing up the sides and face, Helen cut a dovetailed tenon to fit the 54mm O'Donnell jaws. She left extra timber at the base to ensure she could continue the curve of the bowl through the foot. Using a 3/8" bowl gouge, with a long grind, Helen made short work creating the outside of the bowl. Without sanding or sealing, she removed the bowl from the screw chuck and mounted the foot in the chuck jaws. Helen trued up the outside, explaining that, with a thin wall, even a tiny inaccuracy will greatly affect the piercing, as the wall thickness is on view. She then power sanded the outside up to 400 grit.

Helen first marked the wall thickness - 2mm in this case. She will go down to 1.5mm or 1mm when leaving some of the bowl unpierced. Hollowing of the bowl was done in steps of about 1cm. Using scissor calipers (€80 Pat Carroll Woodturning), Helen kept checking the thickness until each step was exactly 2mm thick. With such thin walls, it isn't possible to go back to a previous step, as the thin wall vibrates too much to get a clean cut. The hollowing should be done in one session, as the bowl will move out of round, even over a short break for lunch. Once all the turning was done (sharpening the gouge several times), Helen power sanded up to 400 grit.





**Learn a new skill
or enhance an existing one!**



Woodturning
2-Day Course £245



Pen Turning
1-Day Course £130



Tool Sharpening
Half-Day Course £65



Surface Enhancement
1-Day Course £160



Colouring on Woodturning
1-Day Course £190



Pyrography
1-Day Course £130

Turners Retreat
THE WOODWORKERS SOURCE

For more information, please get in touch.
turners-retreat.co.uk
01302 744344
Unit 2 Faraday Close, Harworth DN11 8RU

★ Trustpilot



Thin Walled and Pierced Bowl continued...

Helen keeps a sketchbook for ideas and patterns. Her “signature style” is blossoms, so the sketchbook contains several examples. Helen uses craft masking tape to mark out the design. The tape comes in different widths which is useful when for example, a band or rim wants to be an even thickness. She uses a pencil to mark out her “random” piercing. This is not so much to define the shape of the piercing but to ensure that the wood between the holes matches the thickness of the wall i.e., if the wall thickness is 2mm, Helen tries to make the timber in between the holes also 2mm.

Tools for Piercing

When she first started piercing, Helen used a Dremel 4200 with flexi shaft. This is OK for one off pieces but there is a lot of vibration, so use it in short bursts. The slow motor (5-35,000 rpm) also means it can pull when cutting, so you have to hold on tight.

Helen’s latest machine is an NSK Presto (approx £650). This is a dental grade, air turbine powered machine, running at 320,000 rpm. This cuts very easily but the bits are very small, so thin walls are required. Quieter than the Dremel, the speed does mean it burns the timber.

Helen’s preferred machine is a Foredom Micro Motor (approx £650). At up to 50,000 rpm, it is faster than the Dremel but slower than the NSK. Similarly, it is smoother than the Dremel but less smooth than the NSK. The slower speed means it doesn’t burn the timber.



NEW Adjustable Forstner Bits



K-301

Adjustable Spade
Boring Bit
15mm - 45mm Diam



K-302

Adjustable Spade
Boring Bit
22mm - 76mm Diam



K-303

Adjustable Spade
Boring Bit
70mm - 110mm Diam

Manufactured in Japan by Kanzawa, these adjustable bits cover a wide range of diameters, taking away the need to have lots of cutters in your tool box



K-304

Adjustable Spade
Boring Bit
34mm - 80mm Diam



K-332

Adjustable Spade
Boring Bit
70mm - 110mm Diam

Showroom Address: Unit A Cedar Ct, Walker Rd, Bardon Hill, LE67 1TU

Work by Peter Wright



Good Morning Rob and welcome to your new position of editing our newsletter.

I am enjoying being back in the Workshop on Tuesdays with Eric and Graham and it's been nice to also catch up with another couple of members.

Anyway as I had a nice piece of Yew sitting in my workshop, thought as Valentines Day was approaching it would be nice to make Audrey a Bud Vase.

She loves it but said it would have had been much better with a rose in it. Oh well, you can't win them all!


Kind Regards
Pete Wright

INTRODUCING THE NEW REVOLUTION

The "revolution" is a completely new hollowing system from the world leaders in fine turning tools. From its beautifully weighted handle to its cryogenically treated cutting tips the "revolution" is designed to be the finest hollowing tool on the market.

The modular articulated design allows the woodturner the freedom and flexibility to configure the tool for any situation. From straight vases to heavily undercut hollow forms the "revolution" has it covered.

At the heart of the "revolution" is the new fully depth adjustable "super ring" the revolutionary design of the "super ring" ensures clean efficient wood removal at all times, with 5 different cutting tips and modular articulation design the revolution is a must have tool for all woodturners.




- Supplied with 5 different cutting tips for unrivalled flexibility.
- Clever modular design allows for many different configurations.
- All collars and collets beautifully machined from solid "marine grade" brass billet.
- High performance cryogenically treated cutting tips for vastly improved wear resistance.
- New adjustable "Super ring" allows ultra efficient wood removal without clogging.
- Slim-line articulated tip design for unrestricted access to those hard to reach cuts.
- Expandable.
- Hand made in Sheffield, England.



Tel. 0114 261 2300
Fax. 0114 261 2305

Web. www.crownhandtools.ltd.uk
Email. info@crownhandtools.ltd.uk



Equipment For Sale

Disclaimer

The club is not responsible for any item appearing on these pages. The buyer and seller must make their own arrangements as to the condition, suitability, delivery, payment and price etc.

16/2/22

For Sale

Rolly Munro Hollowing system in very good condition £125

For further details and price

Contact **John Thompson** on T: 02476 396118
or M: 07922 522106



Coombe Abbey club's bandsaw for sale. It can be viewed at Coombe whenever there is someone there.

Price is £100 as seen.

It is in working order and originally belonged to John Holtem.

If interested please contact:

Eric Taylor 02476 328831
ericktaylor007@btinternet.com



22/2/2022



HENRY TAYLOR

(TOOLS) LIMITED

EST. 1834

Diamic brand
woodturning tools
have been produced
in Sheffield by
skilled craftsmen
for more than 185 years

*Visit our website to find your local stockist:
www.henrytaylortools.co.uk/suppliers*

web: www.henrytaylortools.co.uk

email: sales@henrytaylortools.co.uk tel: 0114 234 0282



For Sale continued...

Axminster APTC M900 woodturning lathe with 1" x 8TPI Drive shaft.
½ HP Motor with Variable Speed. **£100 ono.**

Also Bench Drill Press **£40 ono.**

Also have a lot of woodturning tools and extra chuck etc and a lot of wood blanks.

Buyer to Collect

Contact David Deas on email: daviddeas16@gmail.com



oOo

Lathe For Sale



WIVAMAC DB 1000/800 electronic variable speed lathe plus Vicmarc chuck and 4 sets jaws plus step centre

All in excellent condition Offers circa £1000

Contact Stan Bird stan@stanbird.me.uk 01788 813162

A poem from Graham Ball's wife Marcia, a long suffering
wood turning widow:

Retirement
By Marcia Ball

My husband's taken up wood turning
Well, it keeps him out of my way,
He's in his workshop just after dawn
And still there at the end of the day.

With lathe flying, wood spinning and sawdust knee deep,
And with helmet and apron adorned,
With fierce concentration he applies his bowl gouge
Till the edge is all blunted and worn(ed)

His dreams are now of new tools and chucks,
Skew chisels, French curves and wood,
Of Purpleheart, Maple, Elm and Padauk
And designs he might make if he could.

He's now into segmented turning,
(That's lots of bits glued together, then turned)
He found it quite challenging the first time he tried
But by his third (or fourth) attempt he had learned.

I'm amassing a considerable collection
Of bowls, boxes, goblets and such,
But I'm enchanted by all the colours, and
Oh! the shapes, the smell and sensuous touch.

I wonder if he would make me some shelves?

Marcia Ball.

FOR SALE

CLARKE CWL 6B 20 INCH WOOD LATHE, INCLUDING A SUBSTANTIAL WORK BENCH.

COMPLETE WITH 11 CHISELS, AND RECORD POWER CHUCK, AND PROFORM WET AND DRY GRINDER

150/200M/M. ALL IN GOOD WORKING ORDER COMPLETE WITH MANUALS.

FOR SALE AS A JOB LOT £130

ALSO FOR SALE KITY PD4000 DUST EXTRACTOR COMPLETE WITH FILTERS, USED ONLY TWICE AS NEW £50.00

EMAIL:- simkissheila@outlook.com MOBILE NO. 07982087618

oOo

HENRY TAYLOR TOOLS

&

CHESTNUT FINISHES

Any item from the catalogue can be supplied

15% discount on Henry Taylor tools and

10% discount on Chestnut finishes

for Club members.

Ring: Eric Taylor on 02476 328831

oOo

In Store At Axminster, Nuneaton

Next demonstration date/subject to be decided

Activities of other clubs in the Midlands area

As a matter of courtesy and to ensure that there is space available to accommodate members wishing to visit other clubs demo's, please use the contact telephone number where shown.

North Warwickshire & Hinckley Woodturners

March 1 Health & Safety followed by hands-on air brushing
March 15 Demonstration by Peter Carless

Contact Steve O'Brien 01788-521527

o0o

Tudor Rose Woodturners

March 10 Training & Competition - Turned Mushrooms
March 24 Robin Barlow Live Demonstration

Contact Stan Bird 01788-813162

o0o

West Midlands Woodturners

March 20 Hands On – Involuting 9.15 – 16.00 hrs

Contact John Hooper 0121 354 8464

o0o

West Northants Woodturners.

March 2 Richard Coleman demonstration and March competition
March 16 TBD

Contact Tom Donnelly 01327 349093

o0o

Gloucestershire Association of Woodturners.

March 9th Mary Ashton RPT

Contact Mike Holliday 01452 523551



Prostate Cancer Awareness Event

Saturday 12th March 2022

**Men aged 45 and over are invited to
have aPSA (blood) test**

To be held at

Coventry Sphinx Sports & Social Club

Off Sphinx Drive, Siddeley Ave, Coventry, CV3 1WA

10.00 am to 1.00 pm

essential to book a 15 minute slot in advance

www.cnw.mypsatests.org.uk

NB: We are unable to accept walk-in requests on the day

**You will also be asked to make a minimum donation of £10
towards the cost of each test.**

See www.cnwpcsg.org.uk for full details on how to register, etc.

This event is organised by the Coventry and North Warwickshire Prostate Cancer Support Group with the active support of the Graham Fulford Charitable Trust

Registered Charity No1092547