


NEWSLETTER

March



2021

This Months Sponsor

AXMINSTER

Tools & Machinery

DATA PROTECTION

Your personal details are held on a computer belonging to an officer of the Coombe Abbey Woodturners. Your details are purely for the use of the Club, and are not passed to any third party. If you object to your name, address and telephone number being held on a computer belonging to an officer of the Club, then please write to any member of the committee.

HEALTH & SAFETY NOTICE

Woodturning can be dangerous! Always follow the manufacturers' instructions and safety advice when operating power tools. Never try the techniques shown at our demonstrations or in our Newsletter if you are unsure or the procedure does not feel safe. Always use the guarding and other safety equipment.

The Club takes reasonable care to operate and instruct in a safe manner and strongly recommends all members to follow the Club's Health and Safety rules and the guidance notes that the AWGB issue in their Revolutions magazine from time to time.

Members of the Committee

Chairman	Brian Edwards
Vice Chairman	Alec Steedman
Treasurer	Janine Brindley
Secretary	Post Vacant
Events Secretary	Colin Grundy
	Eric Taylor
	Graham Cashmore
	Terry Ivins
	Roger Smith
	Giles Headley

Website: <http://www.coombeabbeywoodturners.org>

**Copy Deadline for the April 2021 issue of the Newsletter is:-
Wednesday 24th March 2021**

**Please forward your News, Stories and Photographs to:-
Graham Ball - Newsletter Editor -**

In This Issue **Page**

Vice Chairman’s Jottings.....	4
Work by John Whittle.....	5
One Line Philosopher.....	5
This Months Sponsor.....	6
Is this a New Woodturning Cl	9
W/k by Gillian Henley-Clover	13
Work by Gary Jones.....	15
Work by Paul Fryer.....	16
Gnomes by John Orton.....	17
A Prize Winning Opportunity	19
Renew Your Membership.....	20
Can You Help.....	21
An Invitation.....	22
Work by Tony Townsend.....	23
Work by Pat Flynn	27
A Single Purchase.....	30
A Few Pictures.....	36

Advertisers **Page**

Axminster Tools	7
Chestnut Products.....	8
Henry Taylor/Hamlet Tools...	12
Yandles.....	14
CSM Abrasives Plus.....	25
Record Power.....	26
Proops Brothers.....	29
TMS Volvo.....	34
Turners Retreat.....	35
Charnwood.....	37
Crown Hand Tools.....	38
Henry Taylor/Hamlet Tools...	39

From the Editor



There is nothing better for lifting the spirits than good news. The government announced on Monday their roadmap for lifting the lockdown with proposed dates for a cautious return to normality, good news indeed, let us just hope that everyone stays alert and careful so that we can achieve these dates. It will be great for the club and all our members to resume meetings and to be able to re-open the workshop at Coombe Country Park. When we are able to do this then it will be published in the Newsletter so keep an eye peeled for the further good news.

My spirits were lifted further when articles and pictures started to pour in for inclusion into the Newsletter, It is surprising how much worry was lifted from my shoulders and new enthusiasm for putting this issue of the newsletter together was experienced. This month we are back to a forty page Newsletter (the maximum) and I have content from two members to carry over to the following month. I would like to thank from the bottom of my heart those who have contributed to this months issue and I sincerely hope that you and others will continue to contribute over the next few months. Thankyou.

Graham

Vice Chairman's Jottings

Hi all

Well it looks like the light at the end of the tunnel is getting brighter,•hopefully towards the end of march we will once again be able to meet up for coffee.

And with the vaccine roll out might even be able to get back into the work shop, we just have to be patient for a little while longer.

With the weather being so cold I have not done any turning,• however I have enclosed photos of mine and Jill's latest projects.

If anyone has any wood that can be cut into circle of 5 inches upwards please let me know as our future daughter in law has started her own business, its on Facebook called The Craft tree

Hope everyone is keeping safe and well
Alec.



Alec Steedman



Work by John Whittle



Hi Graham sorry I have been out of touch. I hope that you and everyone are Ok.

I have not done any turning for months, my workshop thinks that I have died. Just after Christmas I managed to do some pyrography of a hare on a piece of beech size 10 by 16 inches. I hope it will not be too long before we can all meet up together.
Regards John Whittle

oOo

One Line Philosopher:

For evil to thrive, good people need only to do nothing.

This Months Sponsor

Axminster Tools and Machinery have been sponsoring this magazine almost from day one, and Coombe Abbey Woodturners are very grateful for that, and have in turn responded by helping out at the Nuneaton store to put on woodturning demonstrations from time to time.

It is very fortunate for our club to have a company on our doorstep stocking almost everything that a woodturner could wish for.

Please support our sponsor by buying your tools and accessories etc from them and don't forget to mention that their sponsorship of our Newsletter is greatly appreciated.

Editor

A Company Profile

Axminster Tools & Machinery is based in East Devon and has been in the industry since 1972. With a website hosting over 14,000 products and eight stores throughout the UK, the company is a market leader for woodworking and woodturning tools, machinery, accessories and consumables. A lesser known fact is that Axminster also manufactures some of its tooling accessories, and these include products within the company's own woodturning ranges. Without doubt, Axminster is one of the most knowledgeable sources of woodturning products in the UK and Europe.

For more information visit axminster.co.uk.



Evolution is not just a theory

AXMINSTER EVOLUTION SK114 CHUCK PACKAGE

Undeniably the best chuck on the market and at the top of its game, the Evolution SK114 Chuck is designed for the true professional and those who aspire to turn like one.

- Made from stainless steel to resist corrosion and machined to a tight tolerance for a perfect fit of both jaws and lathe spindle.
- The body is machined from one piece of steel to ensure perfect concentricity.
- Compact design keeps the chuck as close to the spindle bearings as possible, ensuring superb resistance to vibration.
- All chucks include dovetail C jaws, matching faceplate ring, screw chuck and chuck key



The Axminster 5 year guarantee applies to all Axminster precision chucks.

It's probably one of the most comprehensive guarantees ever.

- Cover includes use in a professional environment
- No registration necessary – just keep your proof of purchase
- Terms and conditions apply – please see axminstertools.com

NEW PACKAGE



Thread sizes available:

T04M 1" x 8tpi

T38 M33 x 3.5mm

T23 1.1/4" x 8tpi

T02RL 1.1/2" x 6tpi

T38R M33 x 3.5mm

AXMINSTER

Tools & Machinery

To see the quality of these products, visit one of our stores, search axminstertools.com or call **0800 371822**.

For the complete Axminster experience and to keep up with Skill Centre courses, events, news and much more, browse our website or follow us on social media.

Prices may be subject to change without notice.



Rated 'Excellent' on  Trustpilot

See
**US Stockist
Enquiries Welcome.
Tel/Fax 888-631-8311**

Lacquers

•
Polishes

•
Waxes

•
Polish Enhancers

•
Wood Treatments

•
Polishing Brushes

•
Abrasives

•
Stains

•
Thinners

•
Applicators

•
Superglues

•
Buffing Systems

•
Acrylic Blanks

•
...and much more



CHESTNUT

P A O D U C T S

first for finishes



Used by woodturners of all abilities throughout the UK and the world, the Chestnut Products range of top quality finishes gives outstanding results every time; whatever you are making and whatever your preferred finishing system there is bound to be something in our range to meet your needs.

*See your local stockist for more information
or for a catalogue/price list contact us at:*

Chestnut Products

**PO Box 260, Stowmarket,
IP14 9BX**

Tel: 01473 890 118 Fax: 01473 206 522

**www.chestnutproducts.co.uk
mailroom@chestnutproducts.co.uk**

Stockist enquiries welcome

IS THIS A NEW WOODTURNING CLUB FOR A MODERN WORLD?

BY JOHN F ORTON



Well, what a world we are living in these days. I hope that you are all well, I am looking forward to the day when we can all meet and get together again and we are able to see the fantastic demonstrators our club seems to find for us. Until then we have to find our inspiration from other sources and this is how this article started.

In the article ‘A Few Words’ written by Gillian Henley-Clover in our February edition, she mentioned Woodturning 360 Club and as I am a member of this club, I thought I would share my experiences. Like many of us, I started to watch ‘YouTube’ demonstrations and enjoying the variety of learning opportunities this presented. There was one presenter that started to stand out to me and I found I was turning more to him than others, this person was Martin Saban-Smith.

For those who do not know him he is a well-known YouTubing professional woodturner who has an international standing on the woodturning circuit. He runs a channel on ‘You Tube’ with around 200 turning and business-oriented videos on it. He found he had a problem, other than his ‘You Tube’ channel he found that he was limited on what he could offer with the restrictions that were imposed. His answer was to start a woodturning internet club, and so Woodturning360 (WT360) was born, a club for all woodturners from beginners to professionals from all over the world.

I joined this club soon after its inception and have enjoyed the services that are provided to its members. I thought that in the spirit of our club, I would share my experiences of WT360.

The Club meet online twice monthly held in the popular Zoom online environment and streamed simultaneously into the group’s Facebook



group where members unable to attend are able to watch the meetings at their convenience.

From the start I found this club was never intended to replace any traditional clubs but to be a supplementary club that offers a diverse opportunity especially during our isolation from each other that the COVID-19 pandemic has caused. The club offers the opportunity for the members to see and interact with demonstrators, that we, as a club are already familiar with' plus communicate with other turners from around the world who we would never have the opportunity to see. It also attracts members who do not have the opportunity to join other clubs because of their isolation, lack of opportunity, or for any other number of varied reasons.

The Demonstrations

Demonstrations are held online on the first Monday of each month and from time to time with up to 200 attendees. Martin may also present bonus demonstrations at other times these could be during the day, or evening – whenever his time allows! What is also a bonus is that all demonstrations and meetings are hosted by a professional or experienced woodturner who also have great experience in moderating remote demonstrations. These demonstrations are free to members.

Because of its worldwide reach WT360 can offer demonstrations from woodturners all over the world some of whom I would never be able to see or converse with. There are also some well-known names to us providing demonstrations but as they may not be known to the rest of the world, this provides a good platform for demonstrators and therefore attracts some big names.

Since joining I have been watching demonstrations from woodturners in USA, Ireland and many other countries. The subject matter is always wide and varied from how to collect and dry your own wood, colouring and decorating pieces etc. Demonstrators have included such people as Pat Carroll, from Ireland, demonstrating his method on how he turns his thin wall vessels, pierces them and burns them to echo deterioration and decay, Rebecca DeGroot from Texas USA, showing us how to turn a Christmas Gnome, Tim Yoder from Tulsa Oklahoma, Tim won an EM-MY for his program in the USA called Woodturning Workshop. Tim

turned a banksia pod lidded box and Emma Cook our own Tiny Turner. These are just a few of the demonstrators. In the future WT360 have booked Cindy Drozda, Phil Irons, Carl Jacobson, Emilano Achaval plus many more. I have always enjoyed the content and subject matter of the demonstrations sometimes I just listen and watch but the opportunity to question the turner is always offered just like our own meetings.

Club Meetings

Club meetings are to be held online on the third Monday of each month. The meetings are structured with regular features such as: - Show and tell your woodturning work, monthly challenges, with an opportunity for its members to discuss any problems they are experiencing in their own world of woodturning so providing, by its nature, a knowledgeable clinic for all members to use. At one meeting I was discussing Pen turning with people from California, Ireland, France and the UK in a Zoom room, some of which had never turned a pen to those of us that have turned hundreds. This just started from one of the members saying he had 'never turned a pen but would love to learn'.

I hope that this gives a brief description of WT360, a club, like Coombe Abbey, that I am proud of being a member of. It is so enjoyable in these days to see not only the demonstrations but other woodturners and exchange ideas and techniques.

If WT360 is something you may be interested in then go to the Woodturning360 web page, (www.woodturning360.com), where you will find more information about the club, how to join and what you receive for your membership. Hope to see you there soon.

Keep turning, stay safe and be happy
John Orton

hamlet
CRAFT TOOLS

Sheffield England

Now
available in the
Glenn Lucas range of
products



M42 Turning Tools

Stay Sharper - Longer

Now available: 1/4"; 3/8"; 1/2" Bowl Gouges; 3/8"; 1/2" Spindle Gouges
with red-ferruled ash handles, or unhandled, at prices you can afford

Live The Dream - Talk to your Hamlet or Henry Taylor Stockist - TODAY!

Work by Gillian Henley-Clover

Front and back view of the Gonk.
Notice the shoes, I haven't coloured them,
that is the colour of the wood that I used.
Best wishes
Gil



NEW

PART OF OUR GROWING RANGE OF FINISHES



Yandles essentials

Woodturners Diamond Gloss Wax Polish:

- Unique formulation of the finest natural ingredients
- Simple to apply
- High-Gloss Finish

Only £8.99

Woodturners Sanding Abrasive Paste

- Specially formulated to reduce sanding time
- Easy to use
- Leaves a smooth finish with a soft glow

Only £12.99

“ **What our customers say:**

This is possibly the best wax polish I've come across yet for lathe work. CHRIS BOND

Great finish, easy to use and double or treble coats the finish gets better. DOUG SMITH

Good quality wax. As good as any I have used. ”

— GEOFF CHRISTIE



Yandle & Sons Ltd 01935 822207 | www.yandles.co.uk

Work by Gary Jones.


Hi Graham, As requested in the current magazine here's a photo of some Gonks I made for my Grand kids. The fur came from Emma Cook the Tiny Turner. The other photo is of a few projects done during lockdown .

All the best, Gary Jones



Work by Paul Fryer

Here are some pictures of my recent turnings. Some my own ideas others from remote demos. And YouTube. Not sure if you can see in the pictures but I have used black sand as a finish in the 2 coloured hollow forms. It is different and looks good just spray the inside black and when dry pva the inside and just run the sand around to get a finish. Cheers. Paul.



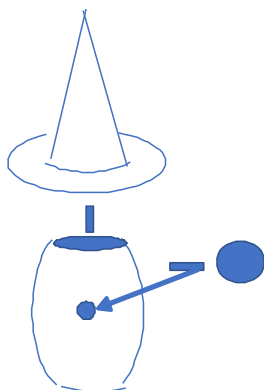
Gnomes

By
John F Orton



In response to the article in January's issue 'A Suggestion' by Gillian Henley-Clover, Gillian requested that we made some Gnomes, so here is my contribution.

After watching a very good demonstration last December by Rebecca DeGroot I was inspired to make 'Christmas Gnomes' I found them easy and fun to make following Rebecca's instructions.



1. Turn the hat, then turn the body.
2. To ensure a good joint make bottom of the hat slightly concave
3. Make the body slightly narrower than the hat and again concave the top.
4. Glue together with a dowl to strengthen the joint.
5. Now turn a nose again drill and insert a dowl to fix to the body
6. Drill a hole in the body and the nose and join together using the dowl fixed in the nose.
7. Now cut faux fur and glue onto the front of the Gnomes face around the nose

NB sand and polish as normal.

After making a couple I then started to wonder if I could take this basic idea one step further. This is when I started to add arms to the Gnomes so they could hold objects. My imagination then took off.



"The Master and Apprentice"

My first attempt was entitled 'The Master and Apprentice' where two Wood-turning Gnomes stand holding wood turning tools. As can be seen I have altered the shape of the hats to flat caps to mimic a wood turning hero of mine Martin Saban-Smith. These stemmed from my love at our craft.

I then started to produce more. These Gnomes are entitled 'Plank Slappers' they are two Rock stars holding guitars. I again altered the hats. The idea stemmed from one of my other hobbies that of playing a Ukulele.



I then started to think of other themes, I don't know why I thought of this but the "Plank Slappers"



"Happy Hour"

And again, another but this one is called 'Catch of the Day'. He is holding a fishing rod in one hand and a fish in the other with a fly in his hat.

piece is entitled 'Happy Hour'. As you can see the hat is crooked and his hair is dishevelled. To get the hat effect you cut the original shaped hat at an angle and re-glue together after rotating 180 degrees you will attain the bent hat effect.



The last is my favourite and is entitled 'Free wheelin''. The Gnome is sitting on a bike with

his feet held high free wheelin' down the road. The hat is again bent back and the Faux Fur is then swept back to give the impression of wind into his face.



“Free Wheelin”

So here is a small collection of Gnomes which I have produced during this lock down in the last couple of months. They are

so easy and enjoyable to make I know that I will produce more, in fact I have three more in production. I hope that I have now inspired you make some and I look forward to seeing more of them in the future.

GNOMES RULE!!!!

Keep turning, stay safe and be happy
John Orton

oOo

A PRIZE WINNING OPPORTUNITY

Have you renewed your membership?

If yes then you will entered into a free draw.

If not then you still have a chance to be entered

Renew your membership by the **last day of MARCH 2021**

and

you will automatically be entered **into the free to enter draw.**

As a thank you to all of you that renew for 2021 we will put your name into a draw. At the beginning of April ONE name will be drawn and that winner will receive £15.00 gift card for Axminster. The winner will be sent the gift card and the name published in the next newsletter. Details of how to renew are given on page 20 of this newsletter.

RENEW YOUR MEMBERSHIP

To all members,

A really big thank to all of you who have renewed your membership. If you haven't done so yet please see the information below as how you can renew.

PLEASE PAY COOMBE ABBEY WOODTURNERS

Unfortunately, we are still not able to meet at the club so for memberships to go ahead this year we will be either completing by post or bank transfer.

Membership costs are outlined below – any questions please get in touch with Janine.

Individual member AWGB £18.00+£8.00= £26.00

Family AWGB £28 + £8.00 per person

2 people AWGB £28.00 + £16.00= £44.00

3 people AWGB £28.00 + £24.00 = £52.00

Cheques made out to

Coombe Abbey Woodturners

For all membership renewals please do one of the following:

1. BY POST.

PLEASE enclose a self-addressed stamped envelope

Mail your membership renewal cheque made out to Coombe Abbey Woodturners to

Janine Brindley (Treasurer) 19, Merrifield Gardens Burbage, Leics. LE10 2TE.

and as soon as I can I will post your new membership card out to you.

2. DIRECT to BANK

The costs are as outlined above plus £1.00 to cover postage.

Anyone wishing to pay directly into the bank please contact Janine Directly by TEXT (07931417378) message or EMAIL (treasurercawt@yahoo.com).

PLEASE put your name and address in the message



I will reply giving you sort code and bank account number confirming your details.

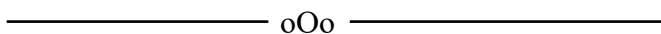
3. Anyone who needs to **update their details** please TEXT or EMAIL me with your name and change of details.

4. If you know of anyone wanting to join as a new member, please ask them to contact Janine by TEXT or EMAIL a membership form will be sent out.

Unfortunately, from now on I will not be able to process memberships every day of the week, I teach (virtually) 4 days a week and look after my mum 2 days a week. Once a week I do chores around the house. So, from now on I am hoping to process requests just once a week, so you may need to wait a little longer for your membership cards to be returned to you.

I hope that everyone who has requested a renewal has received their membership cards. If, after about a week, you have not received your membership cards please get in touch again, if possible the reminder would be best by text message.

Stay safe and well. All the best for a better 2021. Janine. ■



Can You Help?

The club is in need of a Secretary as Valerie Ansell has had to relinquish the post due to other commitments serving the public in this time of crisis.

If you have some spare time and some computer knowledge we would like to hear from you regarding this position or if you need more information contact a committee member. Contact details are contained on the inside front cover of this Newsletter.

An Invitation

from Chairman Martin Harper of
“Tudor Rose Woodturners”

Hi Graham

We would like to invite Coombe Abbey members to our Thursday zoom meetings. We have a good round-up of both UK turners and international turners Up to June we Have Colwin Way, Jason Breech, Paul Hannaby, two turners from the USA - Alan Lacer conducting a skew master class and Mike Pearce who does a lot on youtube.

We have agreed that visiting members of other clubs will be charged £5 per meeting which equates to an in-person charge at the club “Tudor Rose” will bear any additional costs, Prices vary from £150 up to £400 depending on the demonstrator usually overseas demos are circa £350 (Cindy Drozda wanted more)

We hopefully, if we can get a few more onboard than we currently achieve, will be able to have two remotes per month, that being the case it may be cheaper if visitors join “Tudor Rose” on a temporary basis (if they want) and then the charge would be £8 per month. Our treasurer is Ok with either way, we currently have a few who are members of both clubs already

The reason I am writing is to request that you drop the invitation in your next Newsletter, if you could include our web address future remotes are in the calendar.

<http://www.tudor-rose-turners.co.uk/>

Hopefully we will come out of covid with the clubs strong and intact and I think remote demonstrations are helpful in keeping all in touch

Keep safe

kind regards

Martin

Work by Tony Townsend



Hi Graham,

I hope you are well and staying safe. I would like to thank you for doing our news letter for us.

I had a bit of a quandary my brother in-law's 80th birthday, so what could you get or where could you get it from with the lock down as it is. The answer came from a most unexpected place, Richard Findley's Editor's Challenge in the Woodturning Magazine to make a Cryptex portable vault. This seemed to fit the bill. The problem I had was that I couldn't seem to fit the Greek letters to anything relating to my brother-in-law, so I decided to use Roman numerals of his birth date and if he could solve the puzzle he would then



get the present inside. Because I used Roman numerals I had to put in two additional tumblers. The bulk of the body and end caps are “Apple





Wood” from a friend's garden. The tumblers are “Sapele” which was not the best choice but the only piece I had which was big enough. My brother-in-law had still not solved it the day after his Birthday so a phone call to me for a few hints was needed and then he got there! He did seem very pleased with the most unusual gift.

Hope this will be of use to you for the newsletter.

Kind regards. Tony Townsend

oOo

**HENRY TAYLOR TOOLS
&
CHESTNUT FINISHES**

Any item from the catalogue can be supplied
15% discount on Henry Taylor tools and
10% discount on Chestnut finishes
for Club members.

**If you are needing further supplies through this lockdown then
please speak to Eric who will do his best to get them to you.**

Ring: Eric Taylor on 02476 328831

**THE MAIL ORDER
ABRASIVE SPECIALISTS**

Sanding needs as much care as construction and design. As much care needs to be taken in sanding as in the construction of a piece of work. A few minutes poor sanding technique can irreversibly destroy great craftsmanship and many hours work.



**THE ULTIMATE ABRASIVE!
RB406 J.FLEX. TRIAL PACK**

1M OF CLOTH IN EACH OF THE FOLLOWING GRITS.

P80, P120, P240 AND P320 **£14.75** INC VAT ORDER CODE **12806 RB406**

J.Flex is the best abrasive for every workshop. It's ideal for turning, woodworking and metal working. The distinctive blue abrasive with the yellow backing is the softest and most flexible abrasive we have ever discovered. The ultimate abrasive for all kinds of woodworking, especially sanding in acute areas. This cloth can be twisted and folded without grain dis-adhesion. Rolls are 100mm wide. **ALSO AVAILABLE BY THE METRE.**



VELCRO-BACKED ROLLS.

TRIAL PACK 1M OF P100, P150, P240 AND P320 PLUS A SAMPLE STRIP OF VELCRO REPLACEMENT WITH PEEL OFF SELF ADHESIVE BACKING. **£14.75** INC VAT ORDER CODE 13159 ALSO AVAILABLE BY THE METRE. PLUS - IT PAYS TO BUY BIG. WITH OUR BULK RATE PRICES YOU'LL SAVE MONEY ON THE GRITS YOU USE MOST.

Cut off any length to suit your own sanding application. Every workshop should have at least two or three grades of this to hand. Especially manufactured by Hermes abrasives for us. Ideal for those shop made sanding devices which you can now make to your own specification. Hook and loop, or velcro attachment does away with the unpleasant task of clamping the paper to the machine, allows rapid changing of the sheet and encourages the use of more grits extending the finish quality and life of the abrasive. Rolls are 115mm wide.

For your free catalogue call 01636 688888 or e-mail sales@abrasivesplus.com or visit our on-line shop at www.abrasivesplus.com where all our products are featured and it's free carriage!

CSM ABRASIVES PLUS UNIT 2 NORTHERN ROAD, NEWARK, NOTTINGHAMSHIRE, NG24 2EH
TEL - 01636 688888 FAX - 01636 688889 sales@abrasivesplus.com www.abrasivesplus.com

Introducing the Brand New Range of Woodturning Chucks and Jaws

We are extremely proud to introduce the brand new range of Record Power woodturning chucks and jaws. This exclusive new range has been developed using Record Power's extensive experience and knowledge of woodturning in conjunction with a group of highly experienced professional and hobby woodturners, to bring you the ultimate in quality, versatility and value.



Precision Engineered Gears

Super Geared True-Lock™ technology ensures high levels of accuracy to provide smooth and solid operation.



Jaw Fixing System

The SC3 and SC4 feature a jaw fixing which will not only fit the Record Power series of Jaws but is also fully compatible with Nova and Robert Sorby brand jaws.



Heavy Duty Jaw Slides

The improved and enlarged jaw slides give unsurpassed holding power and load bearing ability. They are made from high tensile steel, reinforced with nickel and copper and heat-treated to ensure superior strength.



Sealed Backing Plate with Full Indexing

The SC4 features a strong backing plate to protect the gear mechanism from dust and 72-point indexing around the full circumference.



Brand New Exclusive Jaw Range
Fully compatible with Nova brand chucks



See online for full details

SC3 Geared Scroll Chuck Package



SC4 Professional Geared Scroll Chuck Package



RECORD POWER
ESTABLISHED 1909®

Over
100
years
Experience • Knowledge
Support • Expertise

RECORD POWER
STARTRITE
CORONET
BURGESS

Incorporating some of the most famous brands in woodturning, Record Power has been manufacturing products for over 100 years. Startrite, Burgess, Coronet and Record Power are all part of the same family, which means only one. With over 100 years of engineering and production experience, Record Power products.

www.recordpower.co.uk Tel: 01246 571 020

Work by Pat Flynn

The following pieces I turned during the last lockdown• - the smaller one in yew copied from a ceramic ornament• - the vase• turned from ripple sycamore/walnut/yew



This little goblet was my first attempt at woodturning when I retired in 1999• -- •the wood is "Wellingtonia" which I picked up from• Compton Verney Estate while working on the restoration of Compton Verney House.



The ^Stetson^ hat was turned from spalted beech - difficult to turn as the wood was dry and well seasoned - freshly cut wood is much better for this type of project.



This "Carved" horse was carved whilst attending classes with Michael Painter, (a very well known Carver) - the wood used is lime - its one of many pieces I have done while attending his classes until arthritis in my hands ended my carving ability.

These two pieces I turned about 8 - 9 years ago. ■



PROOPS BROTHERS

ENGLAND • EST 1946

.COM

ALL PRICES INCLUDE POST AND PACKING

1000'S OF OTHER PRODUCTS

INSIDE, OUTSIDE PLASTIC CALLIPERS



Measurements

0 - 200mm M7176 **£4.60**
0 - 350mm W3509 **£6.80**

OILSTONE & BOX



£5.50

Fine and
course sides
W3330

CABINET SCRAPERS



Set of 4
W8014

£11

CHUCKS

Drill Chuck Set of 4
6mm 1MT,
10mm, 13mm & 16mm
with 2MT Arbor
Product code M7175
Also available individually



£24

HARDWOOD SQUARES



75mm Hardwood & brass tri-square
W8000 **£3.60**

20MM FINGER SANDER

Spring Loaded Mini Precision Sander,
20mm & 3 spare sanding belts .
UK Made Product code W3202
10mm and 40mm widths also available



£4



Hardwood sliding bezel
W8002 **£3.60**

MAGNIFYING LAMP LIGHT 5 DIOPTR. DAYLIGHT BULB

Product code V5200



£36



Set of 4 Chip Knives W3249 **£23**

Proops Brothers Ltd 34 Saddington Rd. Fleckney, Leicestershire, LE8 8AW
TEL. 0116 2403400 WWW.PROOPSBROTHERS.COM EBAY USER NAME: SPOORP

A Single Purchase

by
Colin Grundy



I've always admired the wooden blocks used on the sailing ships of old. The naval dock-yards had a whole industry that grew up making these items of many varieties for the wooden walls of Nelson's Navy. Special machines were even created to turn them out



Wooden blanks marked up for block, sheaves and thimbles.

by the hundred. Nowadays, they are a bit of a rarity and wooden blocks on yachts and sailing ships command a premium price. One thing I am not short of is the materials, ash, oak and rope. So it came about that I decided to create my own set of block and tackle, known as a single purchase.

The component parts of a pulley block are the shell (the part that forms the block), the sheave (pulley) and the pin or coke (axle for the sheave). To attach rigging to the block, metal eyes and plates are often used, but in olden days many have a rope strop and metal thimbles.

Ash is often used for the shell, especially on modern blocks. They can be fabricated from four or more pieces held together with metal pins, known



Morticing the shell on the pillar drill.

as a *made block*. Alternatively they may be made from one solid piece, especially with the simpler blocks, known as a *morticed block*. This latter was the route I chose to go down.

Two suitable pieces of ash were cut for the blanks and marked out for




Finished shells soaking in linseed oil.

was morticed using a Forstner bit in the pillar drill and then cleaning up with a wood chisel. The oval shape was cut on the bandsaw and the edges rounded off using a block plane and glass paper. I did try to round the edge on the router table. Bad move! After taking a chunk out of one edge, I reverted to slower but safer method. The score (a groove to



Morticed shells cut to shape.

the shape of the block. The swallow (the part where the sheave goes)



Two stages of turning the sheaves.



Turning the thimbles.

take the rope strop) was filed out using a rasp and a hole drilled to take the pin. The final process to finish the shells, was to soak them in boiled linseed oil. This gave them a nice golden sheen. The sheaves were made from one solid piece of oak, with the grain going across the axis. The hole was drilled to the finished size for the pin and the work held in a Jacob's chuck using a coach bolt, washer and nut. Three sheaves were turned, one as a spare, from one piece before being parted off.



The component parts prior to assembly.

Often on pulley blocks, a metal thimble – either round or pear shaped – is fitted to protect the rope from wear. Round thimbles are more difficult to come by now, so I chose to replicate these in wood. Three blanks from ash were bored out, and using a jam chuck, I turned the correct profile. The finished thimbles were sprayed with ebonising lacquer and then treated to a coat of gilt cream to give it a slight metallic look.



Finished blocks with sheaves in place.

The pins were made using coach bolts, cut and filed to shape. With the component parts all turned and finished, the sheaves were put in place and the pins driven home to complete the blocks. To enable the rigging to be fitted to the blocks, rope strops were made and secured to the block. The strop is made from a piece of rope just over three times the



One block with strop fitted and second strop served over to prevent chafe.

circumference required. A single strand is taken from the rope and then laid up into a grommet, so that it looks like a single ring of rope with no ends. To prevent chafe, the strop was served over with special twine soaked in Stockholm tar (known as tarred marlin), and then incorporating the thimble, it was secured to the block with a seizing of tarred marline.

To complete the assembly, a tail was spliced into each block and then finally the hauling rope (fall) was rove into the blocks.

To complete the assembly, a tail was spliced into each block and then finally the hauling rope (fall) was rove into the blocks.



Creating a strop. L-R removing one strand from the rope, laying up the grommet, the finished article.

This was an interesting exercise that ended up getting spread over an awful lot of months. You know what it is like, you start off and then put it down, only to forget about it for a while before repeating the process again! Perhaps I might try some other styles of block in the future, who knows. ■



The finished article.

Let TMS look after your Volvo



**SALES // SERVICE
PARTS // ACCESSORIES**

With over 300 years combined experience of working with Volvo, nobody knows your Volvo like **TMS**.

With award-winning levels of customer service and state-of-the-art facilities at Trinity Marina, what ever your Volvo requirements, the **TMS** team can deliver.

*Call in and
see us soon!*



QUALITY • CARE • PERSONAL SERVICE



TMS VOLVO HINCKLEY

Trinity Marina, Coventry Rd,
Hinckley, Leicestershire LE10 0NF

TELEPHONE: 01455 632478

www.tmsmotorgroup.co.uk/volvo

3-Piece Mini Carbide Turning Tool Set



The Mini Carbide Turning Tool Set is ideal for turning small projects, such as boxes and goblets, and is also extremely useful for turning pens in wood and acrylics. The set consists of three tools, each with a rubber handle for extra grip and comfort to reduce fatigue. The carbide cutters will stay sharp for a long time and when required, they can be rotated to give a fresh edge or can simply be replaced. Each tool features its own cutting profile; round, square and diamond-shaped, perfect for roughing out, finishing and fine detail work.



"This set is really good and exceeds my expectations. A good selection of tools presented in a robust carry / storage case. Really good value for money."

Phill, Turners Retreat customer



Price: £74.95 inc. vat
Code: CTT1

Prices may be subject to change without notification.



Scan the code to watch the tools in action.



www.turners-retreat.co.uk
01302 744344 | eshop@turners-retreat.co.uk
2 Faraday Close, Harworth, Nottinghamshire, DN11 8RU



A few Pictures

By
Tony Townsend

I have gone through my archives to see if I could find any interesting wood photos and although they are not wood turning they really are quite a work of art. Must



admit don't think I would want to handle any pieces of wood that large !!



They were taken a few years ago at Westonbirt Arboretum on one of their Wood Festival week-ends. Haven't been there for a little while and must admit it would be very nice to have a

day out, so like everyone we are hoping this virus situation will soon ease to allow for days out and of

course to allow Coombe Abbey Woodturners to get back to business.

All the best . Stay safe and well. Tony Townsend



*New
Product*

charnwood

*New
Product*

Woodworking machinery at its best!

B250 10" Premium Bandsaw



**New Premium Grade 10"
Woodworking Bandsaw ideal for
woodturners**

- Huge 6" Cutting Depth Capacity
- 10" Cutting Width (Throat)
- Supplied with High Quality British Made Blade
- Precision Ground Cast Iron Work Table
- Quick Action Lock On Rip Fence
- Crosscutting Mitre Guide Included
- Quiet Induction Motor
- Mains Powered LED work Light
- Integral Dust Collection Tray
- Includes Floorstand
- Primarily used for Woodworking

£299

Also available

B300 12" Premium Bandsaw £459

B350 14" Premium Bandsaw £579

Now in stock & on display in our
Leicester Showroom


For our full range of Bandsaws
call 01530 516926 for your FREE catalogue
or visit our website www.charnwood.net or showroom at
Cedar Court, Walker Road, Bardon Hill, Leicester, LE67 1TU

INTRODUCING THE NEW REVOLUTION

The "revolution" is a completely new hollowing system from the world leaders in fine turning tools. From its beautifully weighted handle to its cryogenically treated cutting tips the "revolution" is designed to be the finest hollowing tool on the market.

The modular articulated design allows the woodturner the freedom and flexibility to configure the tool for any situation. From straight vases to heavily undercut hollow forms the "revolution" has it covered.

At the heart of the "revolution" is the new fully depth adjustable "super ring" the revolutionary design of the "super ring" ensures clean efficient wood removal at all times with 5 different cutting tips and modular articulation design the revolution is a must have tool for all woodturners.



- Supplied with 5 different cutting tips for unrivalled flexibility .
- Clever modular design allows for many different configurations.
- All collers and collets beautifully machined from solid "marine grade" brass billet.
- High performance cryogenically treated cutting tips for vastly improved wear resistance.
- New adjustable "Super ring" allows ultra efficient wood removal without clogging.
- Slim-line articulated tip design for unrestricted access to those hard to reach cuts.
- Expandable.
- Hand made in Sheffield, England.



Tel. 0114 261 2300
Fax. 0114 261 2305

Web. www.crownhandtools.ltd.uk
Email. info@crownhandtools.ltd.uk

Little Sister

Big on Performance

Little Sister is a mini hollowing tool based upon the highly successful Brother System 2 range

Talk with your Hamlet Stockist today

Compact fixing screw
Hollow through 13mm
openings with ease!

Tapered Stem
for maximum rigidity

Proudly
Made in the UK

DVD
VIDEO
Free DVD
included

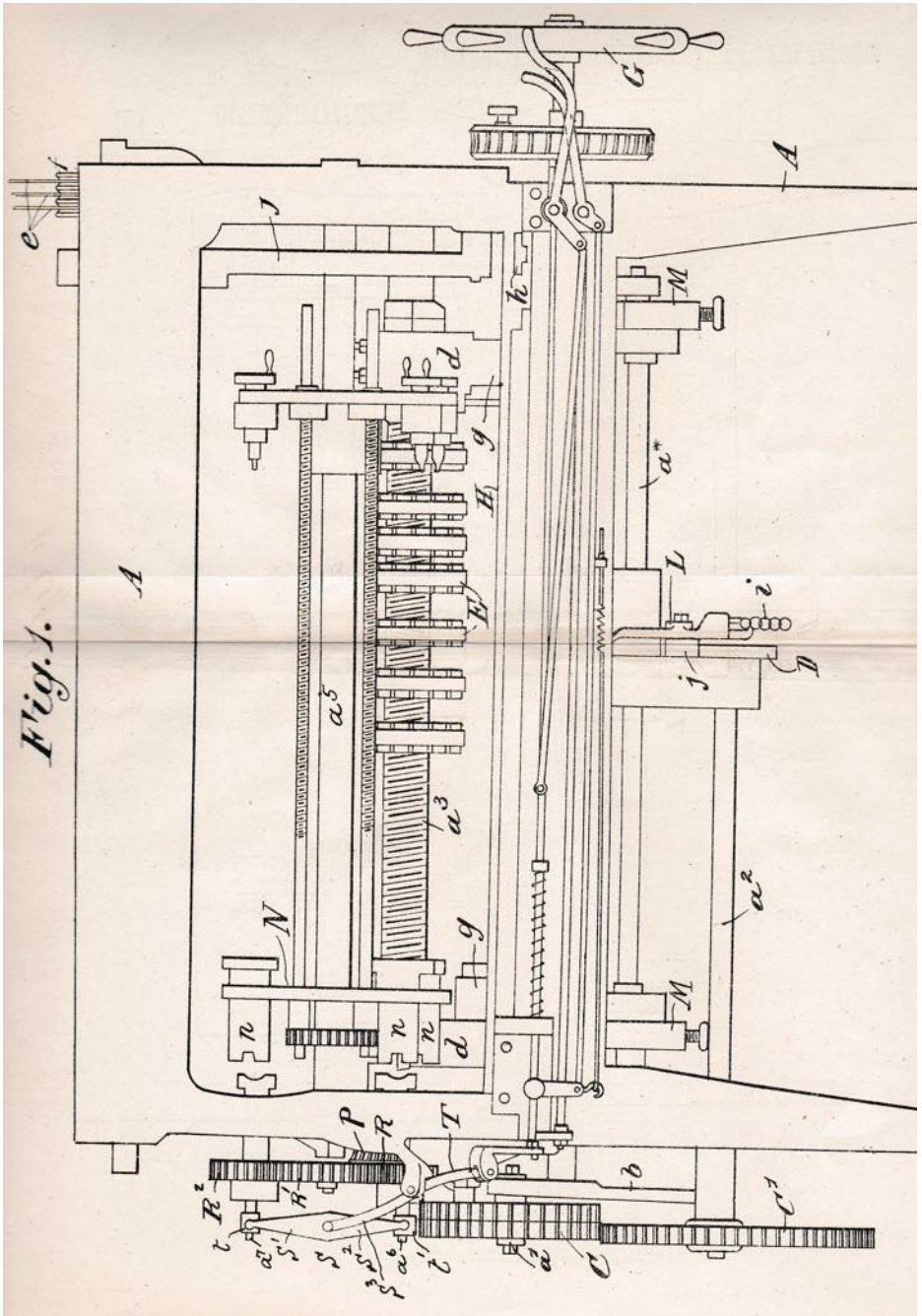
3 configurations available



hamlet
CRAFT TOOLS

sales@hamletcrafttools.com
www.hamletcrafttools.com
+44(0)1142321338

Ask about the interchangeable scraper - Ref HS187B



The drawing above is taken from an early application to the "Patents Office" for a "Woodturning Lathe". - All will be revealed in the April issue of the Coombe Abbey Woodturners Newsletter.