

Coombe Abbey Woodturners NEWSLETTER

June



2026

This Month's Sponsor

 **Yandles**

TIMBER | TOOLS | MACHINERY | HOBBY | GIFTS

DATA PROTECTION

Your personal details are held on a computer belonging to an officer of the Coombe Abbey Woodturners. Your details are purely for the use of the Club, and are not passed to any third party. If you object to your name, address and telephone number being held on a computer belonging to an officer of the Club, then please write to any member of the committee.

HEALTH & SAFETY NOTICE

Woodturning can be dangerous! Always follow the manufacturers' instructions and safety advice when operating power tools. Never try the techniques shown at our demonstrations or in our Newsletter if you are unsure or the procedure does not feel safe. Always use the guarding and other safety equipment.

The Club takes reasonable care to operate and instruct in a safe manner and strongly recommends all members to follow the Club's Health and Safety rules and the guidance notes that the AWGB issue in their Revolutions magazine from time to time.

Committee Members and Contacts

Chairman, Treasurer & Membership Secretary	Lee Cartwright
Vice Chairman	Giles Headley
Secretary & Library Custodian	Peter Orange
Events Secretary	Patrick Byrne
Newsletter & Web Site Editor	Rob Sheehan
Training Coordinator	Michael Archer
	Graham Ball
	Rod Young
	Phil Steele
	Graham Hudspith
	Gillian Henley-Clover

Website: <https://www.coombeabbeywoodturners.org>

Copy Deadline for the July 2026 issue of the Newsletter is:-
Monday 22nd June 2026

Please forward your News, Stories and Photographs to:-
Robert Sheehan- Newsletter Editor -
M: 07905 185122. E-mail: robsheehan@virginmedia.com

© Copyright Coombe Abbey Woodturning Club 2026

The content of this newsletter must not be copied or reproduced without the written permission of the newsletter editor.

In This Issue

Editor's Jottings	3
Chairman's Jottings	4
One Line Philosopher	5
This month's Sponsor	6
Woodworks at Daventry	8
Coombe Bank Holiday	37
Rob Sheehan's Demo	38
Danube River Cruise	44
Workshop Teaching	46
Items For Sale	47
Activities of Other Clubs	53
Coombe branded items	55
Calendar of Events	56

Advertisers

Yandles	7
CSM Abrasives Plus	9
Record Power	11
Proops Brothers	13
TMS Volvo	15
Turners Retreat	17
Charnwood	19
Crown Hand Tools	21
Henry Taylor	23
Motor Control Warehouse	25
Chestnut Products	27
Hamlet	29

From the Editor



In this issue, you can find the results and pictures from Woodworks at Daventry. Many thanks to all who turned up to support the club at the show.

The club was selling raffle tickets and charity items at Coombe over the two bank holidays. Pictures are on page 37.

Pictures of my off-centre inset bowl demo at Shilton can be found on page 38.

On page 44, you can see some pictures from my Danube river cruise.

On Saturday 13th June, the club will be at Broughton Astley Carnival. Please support the club by coming along to help set up, sell raffle tickets and sell charity items.

Our next demo is Paddy Byrne on Friday 26th June at Shilton. Please support him and the club by coming along. If you can't drive or prefer not to, get in touch and I will try to arrange transport for you.


Regards

Rob

Chairman's Jottings

Hi everyone hope you are all well.

We have had a busy month throughout May. Firstly the Daventry Woodworks which went off very well. Although a slightly different set up this year, there were a total of 14 clubs from across the UK that attended. Coombe got 1st place in the club competition which was a bowl of fruit. All of the other competition places are in the newsletter. It was an enjoyable weekend and a big thank you must go to all of those members that helped set up and took part in the competitions over the weekend. Next was the early Bank holiday at Coombe. It was very mixed weather wise, cold and windy on the Sunday and warmer on the Monday. Overall we had good sales of charity items and raffle tickets and a few members' sales to. We then visited Town Thorne nursing home and again the weather was good and we had reasonable sales of raffle tickets and charity items.



We also had a couple of Demos at Shilton. Myself and Rob Sheehan. Both demos went well and all that attended had a good evening and enjoyed the demos.

We were back at Coombe for the late May bank holiday weekend and it was Hot, Hot, Hot. We had a good weekend of both raffle ticket sales and charity sales. Members' sales did well to again. A big thank you to all of those involved with the weekend and a special thank you to Martin for the Magnums on Monday, we all enjoyed them.

For upcoming demos and events, please look at dates further on in the newsletter.

We have been putting the new 6x3m Gazebo and Generator through their paces at club events and I think the feed back has been very positive.

We have produced a tri fold with all information confirmed as far as possible, but this will be added to through the next month or so and will be available to print as part of the newsletters.

The next Event is on the 13th June which is Boughton Astley Carnival. We are still looking for more volunteers. Please speak to Phil or Paddy.

Then we have Stratford Racecourse on July 12th. Again please let one of the committee members know if you can help with this event.

OUT-STANDING MEMBERSHIP RENEWALS 2026

There has been some Red letters sent out by AWGB. Please don't panic if you have already paid your membership. There has been some delay in sending them through, due to the delay in some members renewing this year. My Apologies for this but all is in hand.

Club and AWGB memberships are now overdue (these should have been paid by end of January). Please make sure you renew your membership otherwise you will not be able to use the workshop as you will not be insured by the club.

Membership fees 2026:

Club Membership £15 + AWGB membership Single £24 = £39.

Family membership £15 per person + AWGB Family £36.

These can be paid using Cash, Card or Bank Transfer.

I look forward seeing as many of you as possible at up-and-coming events over the next few months.

Stay safe, keep turning. YOUR Club needs you and your support.

Kind Regards

Lee

One Line Philosopher:

“Time, the devourer of all things.”

Ovid 8 CE (Publius Ovidius Naso, 43 BC – 17 CE)

This Month's Newsletter Sponsor

Yandles

Yandles is one of the best source of timber for woodworkers and woodturners that I know. They have large stocks of planked timber in many varieties both native and exotic. They also have large stocks of turning blanks, both spindle blanks and bowl blanks. Machines, tools, accessories and finishes are also available. I like to visit on show days when, as well as demonstrators and trade stands, there is also a good discount off the timber.

Martock in Somerset is quite a journey but well worth the effort. Coombe Abbey Woodturners would like to thank Yandles for sponsoring this month's newsletter

Editor

Yandles (A Company Profile)

Situated in the picturesque village of Martock, Yandle and Sons has a legacy spanning over 160 years. The expansive Yandles Woodworking Centre, unrivaled in size and scope across the entire country, caters comprehensively to woodworking enthusiasts. What sets Yandles Woodworking Centre leagues ahead of its competitors is its expansive self-selection Hardwood Timber Store. Housing a vast array of over 60 timber variations across Planking, WoodTurning, and Carving Blanks. Additionally, an on-site Arts & Craft Shop, Gift & Home Shop, Gallery and Café await, all with ample FREE parking. At Yandles we offer a range of courses including: Woodturning, Pyrography, Joinery, Sharpening and more! Discover Yandles today!



Yandle & Sons Ltd, Hurst Works, Hurst, Martock, TA12 6JU

Phone: 01935 822 207

Email: sales@yandles.co.uk

For more information visit <https://www.yandles.co.uk/>

Yandles

TIMBER & SAWMILL



SAWMILL

SELF-SELECT



BOWL BLANKS

CUT TO SIZE

AND MUCH MORE!

Martock
Hurst
TA12 6JU
Yandles.co.uk
01935 822207

Open 7 Days
Free Parking

Woodworks at Daventry - Overall Result

Club	Position	Points
Trent Valley	1	52
Middlesex	2	50
Ise & Nene	3	49
Village Turners	4	
Coombe Abbey	5	
West Midlands	6=	
West Northants	6=	
Tudor Rose	8	
Hinckley	9	
Burcot	10	
North Bucks	11	
Heart Of England	12	
Cannock Chase	13	

The
Coombe
Stand



RECORD POWER

ESTABLISHED 1909®

THE NEW STANDARD FOR WOODTURNING

We are proud to introduce our new range of turning tools, made in the UK at our in-house production facility. Designed in consultation with and tested rigorously by professional woodturners, they represent a new standard in quality and value.

When you buy a Record Power turning tool you are investing in many years of manufacturing expertise and knowledge from a brand with a rich heritage of woodturning specialisation.

"The new Record gouges have fantastic edge longevity and strong ergonomic handles. All you need in a quality woodturning gouge: stay sharp, feel good and turn well."

Andrew Hall RPT, Professional Woodturner and Tutor



3-Piece HSS Bowl Turning Tool Set

This set contains the three essential tools for bowl turning - 3/8" bowl gouge, 1/2" domed scraper and 3/16" parting tool.
103720



3-Piece HSS Spindle Turning Tool Set

This set contains the three essential tools for spindle turning - 1" spindle roughing gouge, 3/8" spindle gouge and 1/8" parting tool.
103710



Free online educational videos available at recordpower.co.uk/turningtools



View our full range at recordpower.co.uk | Bowl Gouges | Spindle Gouges | Spindle Roughing Gouges | Skew Chisels | Scrapers | Parting Tools

All prices include VAT, E&OE.

**MADE IN
BRITAIN**

**MADE IN
SHEFFIELD**

Over
100
years

Experience • Knowledge
Support • Expertise

Incorporating some of the most famous brands in woodworking, Record Power's roots stretch back over 100 years.

RECORD POWER

CORONET **STANTITE**

CamVoc **BURGESS**

For more details visit
recordpower.co.uk or
contact your local stockist

RECORD POWER
ESTABLISHED 1909®

Woodworks at Daventry - Best Stand



- 1st - West Midlands
- 2nd - Ise & Nene
- 3rd - Middlesex



Sanding needs as much care as construction and design. As much care needs to be taken in sanding as in the construction of a piece of work. A few minutes poor sanding technique can irreversibly destroy great craftsmanship and many hours work.



THE ULTIMATE ABRASIVE! RB406 J.FLEX. TRIAL PACK

1M OF CLOTHINEACH OF THE FOLLOWING GRITS

P80, P120, P240 AND P320 **£14.75** INC VAT ORDER CODE **12806 RB406**

J.Flex is the best abrasive for every workshop. It's ideal for turning, woodworking and metal working. The distinctive blue abrasive with the yellow backing is the softest and most flexible abrasive we have ever discovered. The ultimate abrasive for all kinds of woodworking, especially sanding in acute areas. This cloth can be twisted and folded without grain dis-adhesion. Rolls are 100mm wide. **ALSO AVAILABLE BY THE METRE**



VELCRO-BACKED ROLLS.

TRIAL PACK 1M OF P100, P150, P240 AND P320 PLUS A SAMPLE STRIP OF VELCRO REPLACEMENT WITH PEEL OFF SELF ADHESIVE BACKING. **£14.75** INC VAT ORDER CODE 1359 ALSO AVAILABLE BY THE METRE PLUS. IT PAYS TO BUY BIG. WITH OUR BULK RATE PRICES YOU'LL SAVE MONEY ON THE GRITS YOU USE MOST.

Cut off any length to suit your own sanding application. Every workshop should have at least two or three grades of this to hand. Especially manufactured by Hermes abrasives for us. Ideal for those shop made sanding devices which you can now make to your own specification. Hook and loop, or velcro attachment does away with the unpleasant task of keeping the paper to the machine allows rapid changing of the sheet and encourages the use of more grits extending the finish quality and life of the abrasive. Rolls are 115mm wide.

For your free catalogue call 01636 688888 or e-mail sales@abrasivesplus.com or visit our on-line shop at www.abrasivesplus.com where all our products are featured and it's free carriage!

TEL - 01636 688888

FAX - 01636 688889


sales@abrasivesplus.com

CSM ABRASIVES PLUS UNIT 2 NORTHERN ROAD, NEWARK, NOTTINGHAMSHIRE, NG24 2EH
www.abrasivesplus.com

Woodworks at Daventry - Best Bowl of Fruit



1st - Coombe Abbey
2nd - West Northants
3rd - Hinckley




Push sticks



3 Types of Push-Sticks J8088





The stepped edge can be trimmed off for thinner sheets



Sharpening jigs



Gouge sharpening Jig Honing Guide for arc shaped blades W8065



Sanding



10, 20 & 40mm
Finger Sanders
W3291, W3292 &
W8016

25mm File
Sander W3201

Handy Sander
W3293




Standard
Honing
Guide
X1035

Calipers & Dividers



Inside Outside with
measurements
M7176 & W3509



Woodworks at Daventry - Best Piece



1st - Village Turners
2nd - Trent Valley
3rd - Burcot



V O L V O

Let **TMS** look after your Volvo

SALES // SERVICE
PARTS // ACCESSORIES

With over 300 years combined experience of working with Volvo, nobody knows your Volvo like **TMS**.

With award-winning levels of customer service and state-of-the-art facilities at Trinity Marina, what ever your Volvo requirements, the **TMS** team can deliver.



QUALITY • CARE • PERSONAL SERVICE



Coventry: TEL. **02476 303132**

Hinckley: TEL. **01455 632478**

Leicester: TEL. **0116 2758800**

www.tmsmotorgroup.co.uk/volvo

Woodworks at Daventry - Best 3 Legged Stool



1st - Middlesex
2nd - Coombe Abbey
3rd - Village Turners



Supporting makers and small businesses

Join our Community Showcase and have your work featured on our website and social media pages; no fees apply.

- We share a monthly theme
- You submit a relevant piece of work
- Send us links to your online shop and socials
- We'll post it all on our website for free!

Increase your online presence and potentially boost sales!



Scan me!

Turners Retreat
THE WOODWORKERS SOURCE

www.turners-retreat.co.uk



Works submitted must be your own and must be made using at least one product purchased from Turners Retreat.

Woodworks at Daventry - Best Goblet



- 1st - Ise & Nene
- 2nd - North Bucks
- 3rd= - Coombe, along with all other goblets

charnwood

Established 1977

Woodworking machinery at its best!

e-mail: sales@charnwood.net

Tel: 01530 516926

www.charnwood.net

TCSET4S Carbide Tipped Wood Turning Tool, 4 Piece Set

£119.00



A set of 4 carbide scraper turning tools,
Replaceable carbide cutting tips.

4 Piece set includes:

- Round Carbide Cutter - Spindle Cove & Bowl Interior
- Square Carbide Cutter - Flat Straight Edges
- Radius Carbide Cutter - Spindle Bead & Bowl Exterior
- Triangle Carbide Cutter - Details & Decorative Work

TCSET3H Carbide Turning Tools For Hollowing, 3 Piece Set

A set of 3 carbide scraper turning tools,
Replaceable carbide cutting tips.

3 Piece set includes:

- Carbide Tipped - Straight
- Carbide Tipped - Shallow Curve
- Carbide Tipped - Full Curve

£129.00



TCSET3S Carbide Tipped Wood Turning Tools - 3 Piece Compact Set

£69.00



A set of 3 compact carbide scraper
turning tools,
Replaceable carbide cutting tips.

3 Piece set includes:

- Round Carbide Cutter
- Square Carbide Cutter
- Triangle Carbide Cutter

M2CSET6 Cryo Hardened M2 HSS Woodturning Chisel Set

£199.00



Premium quality set of 6 woodturning
chisels for spindle and bowl turning.

6 Piece set includes:

- 28mm (1") Roughing Gouge
- 19mm (3/4") Flat Skew Chisel
- 12mm (1/2") Spindle Gouge
- 12mm (1/2") Bowl Gouge
- 4mm (3/16") Diamond Parting Tool
- 19mm (3/4") Round Nose Scraper

Individual Chisels also available to Buy

Woodworks at Daventry - Best Decorated Platter



1st - Tudor Rose
2nd - Trent Valley
3rd - West Midlands

INTRODUCING THE NEW REVOLUTION

The 'revolution' is a completely new hollowing system from the world leaders in fine turning tools. From its beautifully weighted handle to its cryogenically treated cutting tips the 'revolution' is designed to be the finest hollowing tool on the market.

The modular articulated design allows the woodturner the freedom and flexibility to configure the tool for any situation. From straight vases to heavily undercut hollow forms the 'revolution' has it covered.

At the heart of the 'revolution' is the new fully depth adjustable 'super ring' the revolutionary design of the 'super ring' ensures clean efficient wood removal at all times with 5 different cutting tips and modular articulation design the revolution is a must have tool for all woodturners.



- Supplied with 5 different cutting tips for unrivalled flexibility.
- Clever modular design allows for many different configurations.
- All collars and collets beautifully machined from solid 'marine grade' brass billet.
- High performance cryogenically treated cutting tips for vastly improved wear resistance.
- New adjustable 'Super ring' allows ultra efficient wood removal without clogging.
- Slim-line articulated tip design for unrestricted access to those hard to reach cuts.
- Expandable.
- Hand made in Sheffield, England.



Tel. 0114 261 2300
Fax. 0114 261 2305

Web. www.crownhandtools.ltd.uk
Email. info@crownhandtools.ltd.uk



Woodworks at Daventry - Coombe Abbey Stand

Thanks to all who contributed pieces for the stand. The new stand looked good but didn't make it into the top 3 this year. Thanks especially to Don Kildin who made the stand.



HENRY TAYLOR

(TOOLS) LIMITED

EST. 1834



*Visit our website to
find your local stockist:*

www.henrytaylortools.co.uk/stockists

web: www.henrytaylortools.co.uk | email: sales@henrytaylortools.co.uk | tel: 0114 234 0282

Woodworks at Daventry - Coombe Abbey Bowl of Fruit

Thanks to all who provided pieces of fruit for the competition. Thanks especially to Rod who turned the bowl.





Motor Control Warehouse offers high-quality **inverters and motors** specifically designed for lathes, delivering performance, reliability, and flexibility for both hobbyists and industrial workshops.

Run 3-Phase Motors on a Single-Phase 230V Supply

With our inverters, you can easily run a **3-phase motor from a standard single-phase 230V supply**, provided the motor is rated for 230V 3-phase operation. This opens up the possibility of using powerful 3-phase motors in environments where only single-phase power is available, without compromising on performance.

Full Speed and Direction Control

Our inverter solutions allow **complete control of motor speed and direction**, giving you precise operation for machining tasks. Whether you need slow, controlled cuts or rapid movement, our systems give you the flexibility to optimise your lathe's performance.

Cost-Effective and Reliable Motors

Unlike traditional single-phase motors, these 3-phase motors do **not require capacitors**, making them **more cost-effective and highly reliable**. Fewer components mean less maintenance and reduced risk of failure, ensuring your lathe keeps running smoothly.

Smooth, Adjustable Ramped Starts

Inverters provide a **fully adjustable ramped start**, which:

- Reduces start-up currents
- Minimises mechanical stress on gears, pulleys, and bearings
- Extends the life of your lathe's moving parts

This feature makes the start-up process much gentler on your machinery, giving you peace of mind and longer-lasting performance.

Why Choose Us?

- Expert support in selecting the right motor and inverter combination
- High-quality motors and inverters suitable for lathes and other machining equipment
- Reliable, cost-effective solutions for both industrial and hobbyist applications



Contact Us

The Motor Control Warehouse
 Unit 43, Mochdre Industrial Estate
 Newtown, Powys
 SY16 4LE, UK

T: 01686 688948

E: enquiries@motorcontrolwarehouse.co.uk ↗

W: www.motorcontrolwarehouse.co.uk ↗

Woodworks at Daventry - Coombe Abbey 3-Legged Stool



Thanks to Phil Steele for turning the stool for the competition. He got a well deserved second place.





CHESTNUT
P R O D U C T S



WOODTURNING WEEKENDER

It's A Kind Of Magic

LIVE ON STAGE

NATHANAEL GRIFFITHS
MARGARET GARRARD • LES THORNE
MARIO NAGEL

PLUS SUPPORTING ACTS AND SPECIAL GUESTS

29 - 30 AUGUST 2026 • THE DOME EVENT CENTRE • BAWTRY ROAD • DONCASTER • DN4 7PD
SEE WOODTURNINGWEEKENDER.CO.UK FOR DETAILS AND TO BOOK • TICKET HOTLINE: 01473 890118

A CHESTNUT PRODUCTS PRODUCTION

THIS EVENT WILL BE LIVESTREAMED

Woodworks at Daventry - Coombe Abbey Goblet



Thanks to Mike Archer for turning the competition goblet with captive ring. He achieved equal third place.





Brought to you by:
HENRY TAYLOR
(TOOLS) LIMITED
EST. 1834

hamlet

CRAFT TOOLS

Find your local stockist at:


www.hamletcrafttools.co.uk/stockists

email: sales@hamletcrafttools.co.uk

tel: 0114 232 1338

web: www.hamletcrafttools.co.uk

Woodworks at Daventry - Coombe Abbey Platter



Thanks to Lee Cartwright
for turning the competition
decorated platter.



Woodworks at Daventry - Bowls of Fruit



Woodworks at Daventry - Stools



Woodworks at Daventry - Goblets



Woodworks at Daventry - Platters



Woodworks at Daventry - Other Stands



Hinckley
Burgot
Cannock Chase



Woodworks at Daventry - Other Stands



West Midlands
Tudor Rose
Trent Valley
Village Turners
West Northants



Woodworks 2026 Results

Overall

Position	Club
1	Trent Valley
2	Middlesex
3	Ise & Nene
4	Village Turners
5	Coombe Abbey
6=	West Midlands
6=	West Northants
8	Tudor Rose
9	Hinckley
10	Burcot
11	North Bucks
12	Heart of England
13	Cannock Chase

Best Stand

Position	Club
1	West Midlands
2	Ise & Nene
3	Middlesex
4	Heart of England
5	West Northants
6	Trent Valley
7=	Hinckley
7=	Coombe Abbey
9	Burcot
10	Village Turners
11	Tudor Rose
12	North Bucks
13	Cannock Chase

Best Piece

Position	Club
1	Village Turners
2	Trent Valley
3	Burcot
4	Hinckley
5	Ise & Nene
6	Tudor Rose
7=	Middlesex
7=	Coombe Abbey
9	West Northants
10=	West Midlands
10=	Cannock Chase
10=	North Bucks

Best Goblet

Position	Club
1	Ise & Nene
2	North Bucks
3=	Hinckley
3=	Coombe Abbey
3=	Burcot
3=	Middlesex
3=	Trent Valley
3=	Tudor Rose
3=	West Midlands
3=	West Northants
3=	Village Turners

Woodworks 2026 Results - continued

Best Decorated Platter

Position	Club
1	Tudor Rose
2	Trent Valley
3	West Northants
4	Coombe Abbey
5	Middlesex
6	Village Turners
7	Ise & Nene
8	West Midlands
9	North Bucks
10	Hinckley
11	Burcot

Best 3-Legged Stool

Position	Club
1	Middlesex
2	Coombe Abbey
3	Village Turners
4=	Hinckley
4=	Trent Valley
6	West Midlands
7=	West Northants
7=	Ise & Nene
9	North bucks
10	Tudor Rose
11	Burcot

Club at Coombe Abbey on the May Bank Holiday



Raffle tickets, charity items, a powered lathe and a pole lathe.



Left: Rod turning on the powered lathe.



Below: Phil turning on the pole lathe.

Offset Bowl with Insert 22/5/2026

By Rob Sheehan

This is my take on a Rick Dobney demo that I saw at Tudor Rose. The first bowl is offset with a decorative bead around the bowl. The second bowl is offset and has a contrasting coloured bowl inset.



A light-coloured bowl blank approx 9" diameter. True centre marked and an offset marked 16mm from the centre. Align the grain horizontally and mark the offset horizontally from the true centre. Drill 8mm holes for a screw chuck at both marks.



Holding the blank on the true centre, turn it to round and true up the bottom. Cut a chucking recess or spigot. I chose a recess to fit my 100mm Axminster jaws. Shape the bottom of the bowl and apply a finish.



Hold the blank on the recess and true up the face. The face MUST be absolutely flat. Check with a rule across the face and adjust as necessary.

Mount the bowl on a screw chuck in the offset hole. Keeping the speed low, hollow out a bowl on the offset centre. This wants to be as deep as possible so that the finished bowl is practical as well as decorative.



Leave a small flat area outside of the offset bowl and turn a bead about 10mm wide.



Another version. This time in spalted Beech. I chose to make a vertical offset in this case as the top had very little spalting and the bowl cut into some spalting deeper in the blank.



Rob Sheehan Offset Bowl with Insert - continued

Using a “Blue Peter” bowl turned with a hollowed out offset bowl but no bead, I started on the second half of the demo. Taking careful measurements of the width and depth of the offset bowl, I started on the bowl insert, using a piece of Black Walnut, to contrast with the Sycamore of the main bowl.



The insert bowl was turned on a screw chuck. I turned the smallest chucking spigot to keep as much depth in the bowl as possible. The inset bowl has a 5mm rim that will sit on the face of the main bowl.



The shape is trial and error. While the inset bowl is spinning on the lathe, press the main bowl onto the inset bowl. It will leave burn marks on the inset bowl. Turn away these areas until the bowl fits perfectly.

The inset bowl sanded, sealed, waxed and polished.



Having got the insert bowl to the correct size, re-mount the main bowl on the lathe using button jaws or a rubber friction pad with pressure from the tail stock. Remove the chucking spigots. Sand, seal, wax and polish the base.

The wall thickness is much thicker than with an ordinary bowl. This can't be helped due to the need for two chucking spigots and the offset bowl.

The finished Sycamore bowl with Black Walnut offset insert.



Some of Rob Sheehan's Work



Above: Walnut burr turned on 3 centres, then hand carved to create the large centre bowl.

Right: Lidded bowl in Spalted Beech.



Bottom: Scroll saw leopard clock. 420 holes drilled out then a spiral blade inserted into each hole and the “spots” shaped.





Above left: Cricket ball clock and stumps.

Above right: Ewer, hollowed from both ends and plywood handle.

Below left: Pepper mills. Tall one is 2' long.

Below right: Pen Kits.



Danube River Cruise 17/4 - 24/4/2026

by Rob Sheehan



8 days, 7 nights aboard Riviera Travel's boat along the Danube from Budapest in Hungary, to Linz in Austria and back again. About 900 km.

Above:

Our boat. 86 passengers, all singles. About 80 women and 6 men!



Above:

Buda Castle in Budapest.



Left:

Durnstein. King Richard was held captive in the castle on the hill.




Left:
Bratislava Castle.

Right:
Salzburg Fortress.



Below:
Hofburg Palace,
Vienna.



CoombeTeaching

Steph turned a very nice bowl on her second lesson with tutor Rob Sheehan.



Items For Sale

Disclaimer

The club is not responsible for any item appearing on these pages. The buyer and seller must make their own arrangements as to the condition, suitability, delivery, payment and price etc.

Workzone Lathe For Sale



Offers in the region of £170.00.

See Mike Smith at Coombe Abbey Wood Turners

Or ring 07866192621.

Items for Sale - continued

Former club member Peter Doonan is downsizing. Contact Pete on petedoonan72@gmail.com if you are interested in any item. Collection only from CV6 1PR.



Vicmarc 175 lathe £1800 ono. Two chucks and many accessories also available.

Wood - £5 per spindle or bowl blank.



Items for Sale - continued




Wood - £5 per spindle or bowl blank.

Axminster planer thicknesser.
Refurbished by Axminster. £100.



Table saw. Rip fence
+ mitre fence. £50.



Items for Sale - continued



Lots of tools for sale. Sensible offers please.




Notices

Stratford Racecourse Family Day

We have been invited to Stratford Racecourse family day on Sunday 12th July. We plan to take a powered lathe & generator, the pole lathe, raffle tickets, charity items and items for sale. It will be another chance to test out our new gazebo. Volunteers please, to help on the day.

50/50 Raffle

The winner of the May raffle was Paddy Byrne



Activities of other clubs in the Midlands area

As a matter of courtesy and to ensure that there is space available to accommodate members wishing to visit other clubs demo's, please use the contact telephone number where shown.

North Warwickshire & Hinckley Woodturners

Tuesday June 2 Hands-On

Tuesday June 16 Hands-On

Contact Rob Sheehan 07905185122

Tudor Rose Woodturners

Thursday 11 June Hands ON. FLOWERS

Thursday 25 June Emma Cook Demonstration

Contact Colin Smith 07939-004375 communications@tudor-rose-turners.co.uk

West Midlands Woodturners

Sunday 28th June Demonstration – Steve Kearvell

Contact Chris Jones 07580 195561 crjones5691@gmail.com

West Northants Woodturners

Wednesday 3rd June Turning Duel

Wednesday 17th June Hands On

Contact Tom Donnely 01327 349093

Trent Valley Woodturners

Wednesday TBD

Contact Ian Ethell <https://www.trentvalleywoodturners.co.uk/contact/>

Heart of England Woodturners

Friday 12th June - Keith Fenton

Contact Giles Dugmore (Chair) 0779 2424775

Coombe Woodturners Branded Items for Sale



COOMBE WOODTURNERS CLUB LOGO WEAR

Polo Shirt £16.50

Hoodies

Overhead £26.50

Zipper £28.50

Sweatshirts Crewneck £22.50

Fleece Jacket £24.50

Soft Shell Jacket £31.50

Soft Shell Bodywarmer £27.50

New Style Jacket £28.50

Please order and pay through Lee or Martin

Items take around 2-3 weeks lead time if not in stock

Thank you for supporting your Club

Workshop Notice

Coombe Abbey woodturners

As agreed at the AGM on the 4th January 2025

From 1st February 2025 we will be introducing a £1 entry fee into the workshop for all members.

This will include the use of the workshop & equipment Also to include tea & coffee you will also get entry into the 50/50 raffle each day you come into the workshop.

Clarification to the above notice:

The charge does NOT apply to tutors who are teaching a student, nor to committee members when attending a committee meeting.

This will not cover all costs but will go a some way to helping the club to run the workshop through the year and give members a chance of winning a little more money each month.

Thank you for your support

The Committee

Calendar of Events 2026

Mar	6/7	Fri/Sat		Newark Show
	14	Sat	W	Chris Parker
April	5/6	Sun/Mon	C	Easter Bank Holiday
	12	Sun		Daffodil Festival, Monks Kirby
	24	Fri	S	Lee Cartwright
May	1/2	Fri/Sat		Woodworks at Daventry
	4	Mon	C	Early May Bank Holiday
	9	Sat		Town Thorns Care Home
	22	Fri	S	Rob Sheehan
	25	Mon	C	Spring Bank Holiday
Jun	13	Sat		Broughton Astley Carnival
	26	Fri	S	Paddy Byrne
Jul	12	Sun		Stratford Race Course
Aug	2	Sun		Town Thorns Care Home
	28	Fri	S	TBD
	30/31	Sun/Mon	C	August Bank Holiday
Sept	5	Sat	W	Pottery - Giles Headley
	25	Fri	S	Phil Steele & Paddy Byrne
Oct	10/11	Sat/Sun		AWGB Festival, Stratford
	23	Fri	S	Ian Ethel
Nov	14	Sat	W	Robert Till
Dec	12	Sat	W	Christmas Party

Meeting Locations:

(W) Walsgrave Baptist Church, 10am - 4pm
Hinckley Road, Coventry, CV2 2EX.

(S) Shilton Village Hall, 6:30pm - 9pm
Wood Lane, Shilton, CV7 9JZ

(C) Coombe Abbey Workshop 10am - 12 noon, 1pm - 3pm
Brinklow Rd, Coventry CV3 2AB

Next Meeting

Friday 26th June. Demo by Paddy Byrne. Shilton

Coming up

Friday 28th August. Demo by TBD. Shilton