

Coombe Abbey Woodturners NEWSLETTER

July



2023

This Month's Sponsor



DATA PROTECTION

Your personal details are held on a computer belonging to an officer of the Coombe Abbey Woodturners. Your details are purely for the use of the Club, and are not passed to any third party. If you object to your name, address and telephone number being held on a computer belonging to an officer of the Club, then please write to any member of the committee.

HEALTH & SAFETY NOTICE

Woodturning can be dangerous! Always follow the manufacturers' instructions and safety advice when operating power tools. Never try the techniques shown at our demonstrations or in our Newsletter if you are unsure or the procedure does not feel safe. Always use the guarding and other safety equipment.

The Club takes reasonable care to operate and instruct in a safe manner and strongly recommends all members to follow the Club's Health and Safety rules and the guidance notes that the AWGB issue in their Revolutions magazine from time to time.

Committee Members and Contacts

Chairman	Graham Ball
Vice Chairman	Giles Headley
Treasurer & Membership Secretary	Lee Cartwright
Secretary	Rod Young
Events Secretary	Eric Taylor
Newsletter/Web Site Editor	Rob Sheehan Graham Cashmore Peter Orange Pat Hanley
Training Coordinator	Michael Archer
Library Custodian	Gary Jones

Website: <https://www.coombeabbeywoodturners.org>

**Copy Deadline for the August issue of the Newsletter is:-
Monday 24th July 2023**

Please forward your News, Stories and Photographs to:-
Robert Sheehan- Newsletter Editor -
M: 07905 185122. E-mail: robshsheehan@virginmedia.com

© Copyright Coombe Abbey Woodturning Club 2023

The content of this newsletter must not be copied or reproduced without the written permission of the newsletter editor.

In This Issue

Chairman's Jottings	4
One Line Philosopher	5
This Month's Sponsor	6
Steve Heeley Demo	8
Notices	20
Activities at other clubs	22
Equipment For Sale/Wanted	24
Pendants	30
Calendar Of Events	32

Advertisers

CSM Abrasives Plus	7
Record Power	9
Proops Brothers	11
TMS Volvo	13
Turners Retreat	15
Charnwood	17
Crown Hand Tools	19
Henry Taylor	21
Axminster Tools	23
Chestnut Products	25
Hamlet	27
Yandles	29

From the Editor



It is with great sadness that I have to report that the Axminster Nuneaton shop will close on July 6th. After a very enjoyable 10 years working there, I shall miss Lee, Julie, Peter, Chris, Anita and Sara. Make the most of the current 20% discount while there is anything left in the shop to buy!

Inside this issue, you will find the demonstration by Steve Heeley. Even amongst professional turners, I have always been impressed by Steve. He didn't disappoint.

Emma Cook will be demonstrating on Saturday 8th July at Walsgrave.

Talking of dates, Eric has provided the list of Walsgrave demonstration dates for next year. No details of demonstrators yet but keep the days free.

Remember your display/sale items for the Godiva festival. It's on next weekend so bring along your items if you are attending or bring them to the workshop and someone will take them for you.

PS - Pictures for the newsletter are always welcome.

Rob

Chairman's Jottings

Hello everyone, Life has its ups and downs and it seems our woodturning club is no different. After our success at Woodworks at Daventry we were looking forward to a demonstration at Shilton Village Hall. When we got there it appeared that the hall had been



double booked so we had no alternative but to return home. This was a major disappointment but we quickly rearranged the demonstration for the following Friday with Steve Heeley agreeing to demonstrate his skills for us. This proved to be a great evening of woodturning entertainment with a good number of club members attending and a particularly good demo from Steve. You will be able to read Rob Sheehan's report of this demo elsewhere in this Newsletter but I can tell you that I for one enjoyed every minute of it.

As I write this, arrangements are taking place for our involvement in the Godiva Festival which will be held at the Coventry Memorial park on Saturday and Sunday 1st & 2nd July 2023. A good many members have put their names forward to help and support the club at this event and as usual it involves transporting equipment and tools to and from the event so many hands are needed to make it a great success and all we hope for is that it is well supported by the visiting public and the weather is kind to us.

Our next club meeting and demonstration will take place at Walsgrave Baptist church on Saturday 8th, July 2023 when Emma Cook (aka Tiny Turner) will be the demonstrator. Emma has demonstrated for us at Walsgrave on a previous occasion and I remember we all enjoyed the demo very much so I am looking forward to seeing her again for another good demo. Please do your best to support both the club and Emma and I hope to see you there.

Following on from this we are trying something different at Walsgrave Baptist church on Saturday 9th September when we will have an all day meeting with a difference. One of our own members will be demonstrating in the morning of that day and another club member will be demon-

strating in the afternoon. We have tried all day hands-on meetings and a lot of people slope off in the afternoon so hopefully with a new turner after lunch we are hoping that members will stay for the whole day so supporting both turners. Please do your best to make this day a great success by supporting both turners with your presence.

At the beginning of these jottings I said we have experienced some ups and downs but actually we have only had one down and all the others have been ups. Let us all pull together to make sure all subsequent events are enjoyable and successful so we come away with smiles on our faces every time.

Just one last thing, can I remind you to keep sending Rob Sheehan, our newsletter editor, your stories and photographs for inclusion into the newsletter please. Rob is doing a great job but needs your input to be able to continue making the Newsletter a publication to look forward to receiving.

All for now, and I hope to see you all soon..

Stay safe and keep those bevels rubbing.

Graham

One Line Philosopher:

It does not matter how slowly you go as long as you do not stop.
Confucius

This Month's Newsletter Sponsor. CSM Abrasives Plus.

I am very pleased to welcome CSM Abrasives Plus once again as a sponsor of this monthly Newsletter magazine. As suppliers and stockists of high quality abrasives for trade, industry, refinishing and home and hobbyist use, it is a great place to start for all your abrasive needs. As always I urge you to support our sponsor by purchasing from them and in turn you will be ensuring the continuation of this Newsletter by their valuable sponsorship..

Editor

CSM Abrasives Plus (A Company Profile)

CSM Abrasives Plus can be found in Newark, Nottinghamshire. We have many years of experience in the abrasive industry, both technical and practical. We are suppliers and stockists of high quality abrasives for trade, industry, refinishing and home and hobbyist use. Many products here are specialist niche items, which were previously difficult to find but are now together in one web site. These, along with all the usual abrasive products you would expect to find, from discs in velour or self adhesive, to narrow and wide belts and grinding and polishing products, make up our ever expanding product range. We also offer a selection of very competitively priced, high quality accessories and tools to complement the abrasives, which allows you to buy all the items you need for your project from one source. If we can't help you, we can access someone who can. We want to do the best we can for you. We try our hardest to deal with our customers in the same way as we would wish to be dealt with ourselves.

Tel: 01636 688888

Email: sales@abrasivesplus.com

CSM Abrasives Plus, Unit 2, Northern Road, Newark. NG24 2EJ

For more information visit <https://www.abrasivesplus.com/>

CSM
abrasives^{plus}

**THE MAIL ORDER
ABRASIVE SPECIALISTS**

Sanding needs as much care as construction and design. As much care needs to be taken in sanding as in the construction of a piece of work. A few minutes poor sanding technique can irreversibly destroy great craftsmanship and many hours work.



THE ULTIMATE ABRASIVE! RB406 J.FLEX. TRIAL PACK

IM OF CLOTHINEACH OF THE FOLLOWING GRITS

P80, P120, P240 AND P320 **£14.75** INC VAT ORDER CODE **12806 RB406**

J.Flex is the best abrasive for every workshop. It's ideal for turning, woodworking and metal working. The distinctive blue abrasive with the yellow backing is the softest and most flexible abrasive we have ever discovered. The ultimate abrasive for all kinds of woodworking especially sanding in acute areas. This cloth can be twisted and folded without grain dis-adhesion. Rolls are 100mm wide. **ALSO AVAILABLE BY THE METRE.**



VELCRO-BACKED ROLLS.

TRIAL PACK IM OF P100, P150, P240 AND P320 PLUS A SAMPLE STRIP OF VELCRO REPLACEMENT WITH PEEL OFF SELF ADHESIVE BACKING. **£14.75** INC VAT ORDER CODE 13159 ALSO AVAILABLE BY THE METRE. PLUS - IT PAYS TO BUY BIG. WITH OUR BULK RATE PRICES YOU'LL SAVE MONEY ON THE GRITS YOU USE MOST.

Cut off any length to suit your own sanding application. Every workshop should have at least two or three grades of this to hand. Especially manufactured by Hermes abrasives for us. Ideal for those shop made sanding devices which you can now make to your own specification. Hook and loop, or velcro attachment does away with the unpleasant task of clamping the paper to the machine, allows rapid changing of the sheet and encourages the use of more grits extending the finish quality and life of the abrasive. Rolls are 115mm wide.

For your free catalogue call 01636 688888 or e-mail sales@abrasivesplus.com or visit our on-line shop at www.abrasivesplus.com where all our products are featured and it's free carriage!

TEL - 01636 688888

FAX - 01636 688889

sales@abrasivesplus.com

www.abrasivesplus.com

CSM ABRASIVES PLUS UNIT 2 NORTHERN ROAD, NEWARK, NOTTINGHAMSHIRE, NG24 2EH

Steve Heeley Demonstration 16/6/23

by Rob Sheehan

We are very grateful to Steve for demonstrating despite a mix up on dates. The very hot evening demonstration at Shilton was well attended. Steve's project for the evening was a candlestick in Oak. He showed us one he had made earlier. This one had a threaded box in the middle. Steve said that he could turn threads by hand but prefers to use Simon Hope's



threading jig. The reliability of a threading jig means a piece is not wasted when hand turned threads go wrong. Steve mounted a 6" diameter x 2" thick blank on a screw chuck. Using a bowl gouge, he trued up the edge and face of the blank. Using dividers, Steve marked the size of a chuck recess and used a parting tool to cut the recess. He then used a spindle gouge to turn the waste wood in the centre of the recess into a button. Steve then used a skew chisel to dovetail the sides of the recess. By using a shear scrape, Steve got a very good finish off the gouge so he could start sanding at 240 grit. Paste wax was used as a finish.



Using the recess to mount the candlestick base on a chuck, Steve demonstrated how to turn an ogee shape on the edge. This being one possible design for the base. However, Steve then changed the design to have two steps, one of which was turned into a bead. Steve marked the size of the stem (approx 50mm) and drilled a 25mm hole 15mm deep using a forstner bit for the stem spigot. He then shaped the base into a gentle curve, ensuring that the area around the hole was flat or slightly concave.

Moving on to the stem of the candlestick, Steve mounted an Oak blank 10" long x 4" diameter between centres. He had already drilled a 1" hole

RECORD POWER

ESTABLISHED 1909®

THE NEW STANDARD FOR WOODTURNING

We are proud to introduce our new range of turning tools, made in the UK at our in-house production facility. Designed in consultation with and tested rigorously by professional woodturners, they represent a new standard in quality and value.

When you buy a Record Power turning tool you are investing in many years of manufacturing expertise and knowledge from a brand with a rich heritage of woodturning specialisation.

"The new Record gouges have fantastic edge longevity and strong ergonomic handles. All you need in a quality woodturning gouge: stay sharp, feel good and turn well."

Andrew Hall RPT, Professional Woodturner and Tutor



3-Piece HSS Bowl Turning Tool Set

This set contains the three essential tools for bowl turning - 3/8" bowl gouge, 1/2" domed scraper and 3/16" parting tool.

103720



3-Piece HSS Spindle Turning Tool Set

This set contains the three essential tools for spindle turning - 1" spindle roughing gouge, 3/8" spindle gouge and 1/8" parting tool.

103710



Free online educational videos available at recordpower.co.uk/turningtools



View our full range at recordpower.co.uk | Bowl Gouges | Spindle Gouges | Spindle Roughing Gouges | Skew Chisels | Scrapers | Parting Tools

All prices include VAT @ 0%

**MADE IN
BRITAIN**

**MADE IN
SHEFFIELD**

Over
100
years
Experience • Knowledge
Support • Expertise

Incorporating some of the most famous brands in woodworking, Record Power's roots stretch back over 100 years.

RECORD POWER

CORONET **STARTLINE**

CamVoc **BLUES**

For more details visit recordpower.co.uk or contact your local stockist


RECORD POWER
ESTABLISHED 1909

Steve Heeley Demonstration - continued

in one end. The drive centre was placed into this hole. At the tail stock end, Steve turned the 25mm spigot and turned a short section to 50mm diameter to match the mark on the base. He then glued the stem into



the base and used the tails tock to hold it in place while the glue dried over the tea break. After tea, Steve turned an urn shape at the bottom of the stem.



In his earlier candlestick, it was the urn that was a threaded box. Given he only had two hours to complete the project, Steve did not create a box this time. At the bottom of the urn, Steve turned a cove and two fillets. As the upper

fillet was a smaller diameter than the lower fillet, Steve explained that the cove in between was not symmetrical either. The centre of the cove is moved towards the upper, smaller diameter fillet. Steve refined the urn, cove and fillets until he was happy with their slimmer shape. Above the urn, he turned another cove and two fillets. This led into a trumpet shape up to the top of the candlestick. Steve went over each shape, refining and slimming it until it all looked right. He then changed the upper fillet into a bird's beak.



PROOPS BROTHERS

ENGLAND • EST 1946

.COM

ALL PRICES INCLUDE POST AND PACKING

1000'S OF OTHER PRODUCTS

INSIDE, OUTSIDE PLASTIC CALLIPERS



Measurements

0 - 200mm M7176 **£4.60**

0 - 350mm W3509 **£6.80**

Tool Handles



Wood Ash Handles
with Brass Ferrules
for Wood turning Tools

3 x 225mm Long **£10**
Product Code W3400

5 x 125mm Long **£10**
Product Code W8056

Woodturners 12" Outside
Plastic Calipers W3462



£3.60

OILSTONE & BOX



£5.50

Fine and
course sides
W3330

CABINET SCRAPERS



Set of 3
W8014

£9

CHUCKS

Drill Chuck 10mm
with 2MT Arbor
Product code M0412

£11.99

Drill Chuck 10mm
with 1MT Arbor
Product code M0411

£8.50



One Piece Finger Sander,
20mm & 3 Spare Belts.
Product Code W8018



£5.50

Sheffield Made SJ & JB Addis Skew Chisel HSS.

1/4" x 5/32" W8009 **£9.50**



Proops Brothers Ltd 34 Saddington Rd. Fleckney, Leicestershire, LE8 8AW
TEL. 0116 2403400 WWW.PROOPSBROTHERS.COM EBAY USER NAME: SPOORP

Steve Heeley Demonstration - continued

Removing the tail stock, Steve turned the recess in the end to take a metal candle cup. The candle cup was made to sit just at the surface of the wood. Steve then used a Sorby texturing tool to texture the urn. He then

enhanced the texturing by “stabbing” the tool into the timber. He said it was necessary to press hard for hard timbers like Oak. Steve sprayed Chestnut cellulose sanding sealer over the coves above and below the urn. This stops the ebonising lacquer from bleeding through. Masking above and below the urn, Steve sprayed Chestnut ebonising lacquer on the textured urn.



Despite masking, he cleaned up the over spray by re-cutting the coves above and below the urn. Steve sanded the ebonised area with 180 grit to

expose some of the clean wood. He sanded with the lathe running in



reverse so he could more clearly see the effect of the sanding. Steve brushed the textured area with a brass brush to clean the texture. As a perfectionist, Steve went back over all the shapes again, refining the join between the base and stem, re-cutting the coves and fillets till he was happy. He then sanded to 400 grit and used the long point of a skew to

Let **TMS** look after your Volvo



**SALES // SERVICE
PARTS // ACCESSORIES**

With over 300 years combined experience of working with Volvo, nobody knows your Volvo like **TMS**.

With award-winning levels of customer service and state-of-the-art facilities at Trinity Marina, what ever your Volvo requirements, the **TMS** team can deliver.

*Call in and
see us soon!*



QUALITY • CARE • PERSONAL SERVICE



Coventry: TEL. **02476 303132**

Hinckley: TEL. **01455 632478**

Leicester: TEL. **0116 2758800**

www.tmsmotorgroup.co.uk/volvo

Steve Heeley Demonstration - continued

crisp the joins between shapes. A coat of spray sanding sealer was cut back with 0000 wire wool, followed by a coat of paste wax. Steve then applied a final polish coat of 50/50 carnuba/beeswax. When buffing this,

he started at the top and moved down. A bit of pressure melted the wax and the movement only from top to bottom ensured no ridges of wax built up.



Supporting makers and small businesses

Join our Community Showcase and have your work featured on our website and social media pages; no fees apply.

- We share a monthly theme
- You submit a relevant piece of work
- Send us links to your online shop and socials
- We'll post it all on our website for free!

Increase your online presence and potentially boost sales!



Scan me!

Turners Retreat
THE WOODWORKERS SOURCE

www.turners-retreat.co.uk



Works submitted must be your own and must be made using at least one product purchased from Turners Retreat.

Steve Heeley Demonstration - continued

With 20 minutes left, Steve quickly turned an Acorn in Ash. The one he had turned previously, was a threaded box but time didn't permit anything but a basic Acorn.

Starting with a block of Ash 4" long x 2" square, Steve used a spindle roughing gouge to turn it to round. He then used a skew to mark the transition from acorn to cup. Steve used a spindle gouge to shape the acorn and a skew to undercut where it entered the cup. After shaping the cup, Steve textured it with the Sorby texturing tool. He then cut a bird's beak leading into the stem. Steve kept refining each shape until he was satisfied the proportions were right.





Woodworking machinery at its best!


e-mail: sales@charnwood.net

Tel: 01530 516926

www.charnwood.net

We carry an extensive range of Pen Sets, simply match with your favourite blank to create the Perfect Pen

This industrial looking **Warrior Click pen** will impress anyone. The O Rings compliment the look, whilst providing a comfortable writing experience



WC1

Gold

WC2

Gun Metal

WC3

Chrome

This **Hexagonal Click pen** has a rugged design, ready for any tough use.

HC1
Gun Metal



HC2
Chrome



This **Elegant Beauty Twist** is a very stylish pen. Perfect for adding a touch of sophistication



EB1

Gold & Gun Metal

EB2

Antique Bronze

EB3

Rose Copper

A classic antique style pen, the **Spiritual Twist pen** takes you back in time.

ST1
Rose Copper & Gun Metal



ST2
Antique Bronze



Kits are supplied complete, spare parts are also sold separately



Showroom Address: Unit A Cedar Ct, Walker Rd, Bardon Hill, LE67 1TU

Some of Steve Heeley's Work



INTRODUCING THE NEW REVOLUTION

The 'revolution' is a completely new hollowing system from the world leaders in fine turning tools. From its beautifully weighted handle to its cryogenically treated cutting tips the 'revolution' is designed to be the finest hollowing tool on the market.

The modular articulated design allows the woodturner the freedom and flexibility to configure the tool for any situation. From straight vases to heavily undercut hollow forms the 'revolution' has it covered.

At the heart of the 'revolution' is the new fully depth adjustable 'super ring' the revolutionary design of the 'super ring' ensures clean efficient wood removal at all times with 5 different cutting tips and modular articulation design the revolution is a must have tool for all woodturners.



- Supplied with 5 different cutting tips for unrivalled flexibility.
- Clever modular design allows for many different configurations.
- All collars and collets beautifully machined from solid 'marine grade' brass billet.
- High performance cryogenically treated cutting tips for vastly improved wear resistance.
- New adjustable 'Super ring' allows ultra efficient wood removal without clogging.
- Slim-line articulated tip design for unrestricted access to those hard to reach cuts.
- Expandable.
- Hand made in Sheffield, England.



Tel. 0114 261 2300
Fax. 0114 261 2305

Web. www.crownhandtools.ltd.uk
Email. info@crownhandtools.ltd.uk



Notices

Library News

We now have 65 books to borrow. The charge is £1 per book which is refunded when the book is returned. A list of them all with brief description is available to view on the Club's website.
Contact Graham Jones.

Booking Training Sessions

Michael Archer is now handling all training session bookings.

Please phone him on 02476 448311.

Leave a message if there is no answer. Waiting time currently approx 2 months. Do not book a session without Michael's prior agreement.

50/50 Raffle for June

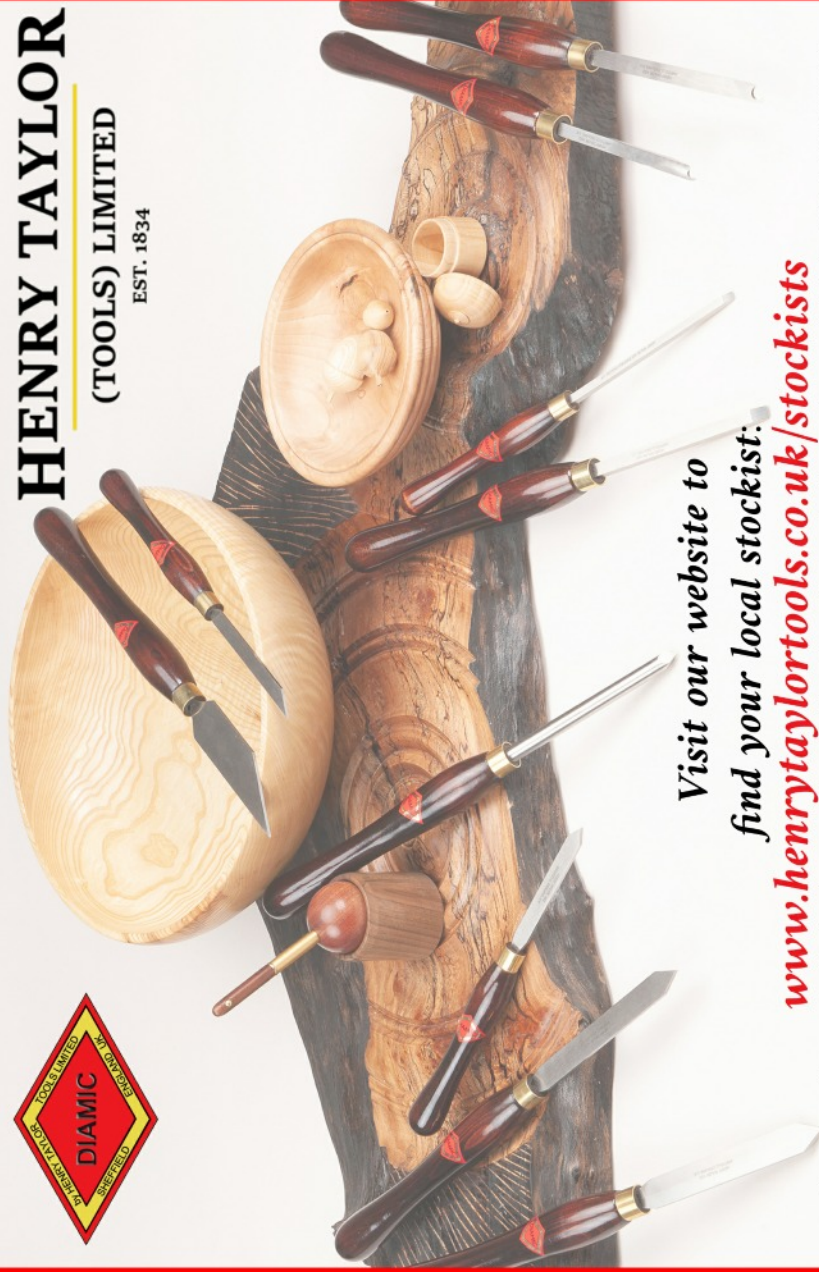
The winner was ticket 568 drawn by staff at the Abbey Artisan Market.
Congratulations to Jim Napier who wins £15.



HENRY TAYLOR

(TOOLS) LIMITED

EST. 1834



*Visit our website to
find your local stockist:*

www.henrytaylortools.co.uk/stockists

web: www.henrytaylortools.co.uk | email: sales@henrytaylortools.co.uk | tel: 0114 234 0282

Activities of other clubs in the Midlands area

As a matter of courtesy and to ensure that there is space available to accommodate members wishing to visit other clubs demo's, please use the contact telephone number where shown.

In Store at Axminster, Nuneaton

Until Closing down day Thursday 6th July 20% off everything.

North Warwickshire & Hinckley Woodturners

Tuesday 4th July	Mini Baseball Bat	Hands-On
Tuesday 18th July	Platter	Bill Bennett
Contact Steve Obrien	01788-521527	

Tudor Rose Woodturners

Thursday 13th July 2023	TBA
Thursday 27th July 2023	Rob Till
Contact Colin Smith	07939-004375 communications@tudor-rose-turners.co.uk

West Midlands Woodturners

Sunday 16th July 9.30 – 16.00 hrs Hands On – Work Holding & Jam Chucks with Steve Heeley on hand to give advice and guidance

Contact	John Hooper	0121 354 8464
---------	-------------	---------------

West Northants Woodturners

Wednesday 5th July	Viv Harvey and July competition.
Wednesday 19th July	TBD

Contact	Tom Donnely	01327 349093
---------	-------------	--------------

Trent Valley Woodturners

Wednesday 12th July Club meeting

Contact	Ian Ethell	https://www.trentvalleywoodturners.co.uk/contact/
---------	------------	---

GET A HOLD OF YOUR PROJECTS

AXMINSTER
woodturning



See the full range

Axminster Woodturning Chuck Jaws

Axminster Woodturning is home to a huge variety of quality woodturning jaws. Made in house in Axminster UK, they are precision machined from stainless steel* to ensure they remain rust-free and deliver accurate results.

A selection from our range:



O'Donnell Dovetail Jaws – 38mm

Versatile jaws, perfect for bowls, hollow forms, goblets and vases and tapered to get up close to your project.

£99.98 Code: 610357



Expanding Pin Chuck Jaws

The most secure jaws for mounting logs, burls and odd shaped timber. Great for natural edge projects.

£99.98 Code: 810067



Button Jaws – 250mm

Offers the perfect method for reverse chucking; allowing you to finish the external side of your project.

£99.98 Code: 340956



Dovetail Jaws – Type A Plus

Ideal for medium to large projects, particularly bowls and platters.

£54.98 Code: 506435



Dovetail Jaws – Type C

General all purpose jaws, compatible with screw chuck or faceplate ring.

£49.98 Code: 410161



Pen Jaws

Purposely designed for pen turning; drill your pen blanks with confidence.

£79.98 Code: 103670

For the full Axminster Tools range, visit one of our stores, search axminstertools.com or call 03332 406406

*Button Jaws and Step Jaws are made from aluminium. Prices valid at time of printing. For up-to-date pricing and for full terms and conditions please visit axminstertools.com. All prices subject to availability and subject to change without notice. E&OE.

AXMINSTER TOOLS

We share your passion.

AXMINSTER • CARDIFF • HIGH WYCOMBE • NEWCASTLE • SITTINGBOURNE • WARRINGTON



Rated 'Excellent' on Trustpilot

Equipment For Sale

Disclaimer

The club is not responsible for any item appearing on these pages. The buyer and seller must make their own arrangements as to the condition, suitability, delivery, payment and price etc.

Coombe Abbey Woodturning club is selling one of their Vicmark VL100 lathes including stand, drive centre, live centre faceplate and knockout bar. A chuck is NOT included. Asking price is £250.

Contact Graham Ball, Lee Cartwright or Eric Taylor

REXON GPT-318A thicknesser.

In working order. £150 ONO
Cutting width max 318mm Depth
of cut 5-153mm. Contact
Mick Fitzpatrick
Pick up locally in Coventry



For Sale:- Axminster Craft AC370WL Lathe on its own stand.

To Include: Clubman SK100 Chuck Package with Dovetail jaws, Chuck Key, Faceplate Ring & Worm screw Chuck, 150mm Faceplate, Revolving Centre, Banjo Extension. Knockout Bar & Spanner.

This Lathe has been well looked after and is in excellent condition .

On Sale for £450-00p.

Contact Rod Young if you wish to view. .

CHESTNUT FINISHES

Any item from the catalogue can be supplied.

10% discount on Chestnut finishes
for Club members.

Ring: Eric Taylor on 02476 328831

More Details - and Tickets - at
www.woodturningweekender.co.uk



WOODTURNING 4 WEEKENDER NATIONS



A seminar-style weekend of fantastic woodturning! Informative and informal, it's a great opportunity to watch great demonstrators in action, ask questions, and chat to other woodturners. It's possibly the friendliest woodturning event you'll attend! Here are just two comments (of many) about previous Weekenders:

- *Thanks for a fabulous weekend. It exceeded our expectations by a country mile – Shirley and Paul H*
- *Great service, great Weekender, great company – John*



Heywood Civic Centre
Heywood
Nr Manchester

5-6 August
2023

Tickets
from £30

FEATURING FULL DEMONSTRATIONS
FROM OUR HEADLINING TURNERS



Jason Breach



Jay Haryel



Gary Lowe



Joe Laird

Plus Displays, Demos and Sales During Intervals.

SUPPORTED BY




Sign up for our mailing list by scanning the QR code below, or by visiting woodturningweekender.co.uk



Equipment for sale - continued

Offers around £500. See Graham, Lee or Eric. Tools and chuck included. Currently dismantled for storage but was fully working.





Brought to you by:
HENRY TAYLOR
(TOOLS) LIMITED
EST. 1854

hamlet

CRAFT TOOLS

Find your local stockist at:
www.hamletcrafttools.co.uk/stockists

email: sales@hamletcrafttools.co.uk | tel: 0114 232 1338 | web: www.hamletcrafttools.co.uk

Equipment for sale - continued

- 1) A small engineers lathe. Only name on it is Blackrock. Price £225
- 2) A vertical milling machine by Chesters of Birkenhead. Model champion. Plus attachments. Price £250.00. Only used to make lace bobbins.
- 3) Bone lace bobbin blanks about 250. £1.75 each in bulk

Contact.EricTaylor 07762 129816






Yandles





**TIMBER SELF-SELECTION CENTRE
TOOLS & MACHINES | ARTS & CRAFTS
GIFT & HOME | SAWMILL | CAFÉ**

**A shopping experience for all in the
Heart of Somerset**

FREE CAR PARKING | OPEN EVERY DAY

 Martock, TA12 6JU

 01935 822 207

 www.yandles.co.uk



Pendants by Rob Sheehan

At the Daventry show, I saw some resin and burr wood pendants that had been turned by Emma Cook. She was selling the blanks for £5 each, so I bought four. Luckily, I caught the end of Helen Bailey's demo at Axminster where she was turning a resin and wood blank so I had an idea what to do. Since it has been a few years



since I have turned a pendant, I thought I would practise on some Corian before starting on the bought blanks. I cut the Corian into 2" x 2" pieces, the same size as Emma's blanks. I used double-sided carpet tape to hold it onto a scrap piece of Corian held in my chuck jaws. After turning it to round with a parting tool, I now had to hold it to shape it. Helen Bailey had used Axminster soft jaws to grip the edge of the blank. I didn't have any soft jaws, so I made my own using 10mm acrylic sheet and Axminster wood jaw plates. I cut a 50mm recess in the acrylic sheet and turned the inside of the recess to a concave shape to make room for the convex shape of the pendant. Holding the Corian blank in the recess, I could turn the face to a gentle curve. I then sanded and wet polished it with Micro-mes sanding pads, finishing at 12000 grit. This left a nice shiny surface. Holding the finished face in the recess, I trimmed the thickness of the Corian and curved the face. This was followed by sanding and wet polishing as before. I now had to cut an offset hole in the pendant. I removed jaws 2 and 4 from the chuck. I wound on jaw 1 but waited for the third turn of the spiral before winding on jaw 3. This gave me a repeatable offset that put the hole in a good position. I was using an Axminster SK114 chuck, which is large enough to take the offset while still providing plenty of grip to the offset jaws. I then used a spindle gouge to cut a 20mm hole that gently curved towards the centre. I sanded and wet polished again. I now marked the top of the pendant so that I could re-align it when I flipped it over to cut the hole from the other side, followed by sanding and wet polishing. I marked with a bradawl and drilled a 1mm hole about 3mm from the top of the pendant. This was to fit a clamshell pendant clip. A chain with clip finished the piece. I didn't turn an offset hole in Emma's blanks as that would lose the contrast between resin and wood.




Above left - pendant clips - 60 for £9.36 Ebay

Above right - necklace cords - 100 for £9.13 Ebay

Above - turned pendants and pendant blanks

Below left - home made soft jaws made using Axminster wood jaw plates and 10mm thick acrylic

Below right - jaws in offset position to turn offset hole in pendant



Calendar of Events 2023

July 8	Emma Cook	Walsgrave
September 9	Demo by Two Members	Walsgrave
October 20	Paul Fryer	Shilton
December 9	Christmas party 12:30 start	Walsgrave

Calendar of Events 2024

January 7	TBD	Walsgrave
March 16	TBD	Walsgrave
April 20	TBD	Walsgrave
July 13	TBD	Walsgrave
September 7	TBD	Walsgrave
December 14	Christmas party 12:30 start	Walsgrave

Meeting Locations:

*Walsgrave Baptist Church, 10am - 4pm
Hinckley Road, Coventry, CV2 2EX.*

*Shilton Village Hall, 6:30pm - 9pm
Wood Lane, Shilton, CV7 9JZ*

Next Meeting

**Demonstration by Emma Cook
Saturday 8th July at Walsgrave Baptist Church
10 am - 4pm**

Coming up

Saturday September 9th Demonstration by 2 Club Members