


# NEWSLETTER

July



2021

*This Months Sponsor*

 **CSM**  **plus**  
**abrasives**

### **DATA PROTECTION**

Your personal details are held on a computer belonging to an officer of the Coombe Abbey Woodturners. Your details are purely for the use of the Club, and are not passed to any third party. If you object to your name, address and telephone number being held on a computer belonging to an officer of the Club, then please write to any member of the committee.

### **HEALTH & SAFETY NOTICE**

Woodturning can be dangerous! Always follow the manufacturers' instructions and safety advice when operating power tools. Never try the techniques shown at our demonstrations or in our Newsletter if you are unsure or the procedure does not feel safe. Always use the guarding and other safety equipment.

The Club takes reasonable care to operate and instruct in a safe manner and strongly recommends all members to follow the Club's Health and Safety rules and the guidance notes that the AWGB issue in their Revolutions magazine from time to time.

### **Members of the Committee**

Chairman	Brian Edwards
Vice Chairman	Alec Steedman
Treasurer	Janine Brindley
Secretary	Valerie Ansell
Events Secretary	Position Vacant
	Eric Taylor
	Graham Cashmore
	Terry Ivins
	Roger Smith
	Giles Headley

Website: <http://www.coombeabbeywoodturners.org>

**Copy Deadline for the August 2021 issue of the Newsletter is:-  
Saturday 24th July 2021**

**Please forward your News, Stories and Photographs to:-  
Graham Ball - Newsletter Editor -**

<b>In This Issue</b>	<b>Page</b>
Vice Chairman's Jottings.....	3
From The Editor.....	4
This Months Sponsor.....	6
One Line Philosopher.....	9
Bud Vases by Giles Headley.....	10
Bud Vase by Malcolm Waters.....	11
In The Workshop by Phil Stephens	14
Notices.....	18
Bud Vases by Phil Steele.....	20
The Blind Woodturner Newsletter..	21
Woodturning Magazine .....	28
Cartoons.....	29
Obituary John Cooke.....	32

<b>Advertisers</b>	<b>Page</b>
CSM Abrasives Plus.....	7
Record Power.....	8
Proops Brothers.....	12
TMS Volvo.....	13
Turners Retreat.....	23
Charnwood.....	24
Crown Hand Tools.....	27
Henry Taylor/Hamlet Tools.....	30
Axminster Tools .....	31
Chestnut Products.....	33
Henry Taylor/Hamlet Tools.....	34
Yandles.....	35

## Vice Chairman's Jottings



Alec Steedman

Hi everyone and Happy Fathers day for Sunday to all the Dads.

Well we have the no go for getting in the work shop yet, so just have to be patient a little longer.

A group of us continue to meet at Coombe cafe Wednesday and Friday for a coffee and a chat, nice to be able to get out and see people.

We are looking into the possibility of having an open day in September, as the Festival of Crafts will not go ahead this year.

Not really much more to report, please continue to support the club through articles and photo's to the magazine.

Stay safe all

*Alec*

## From the Editor

My request for pictures of bud vases went down like a lead balloon, only three people responded to the request and I was hoping for a lot more from members who had not contributed to the magazine before. I am sure there are very few people who have never turned a bud vase as it is a popular item for novices to turn and it is good practise at spindle turning and only a small piece



of wood is required. I have turned quite a few and helped so many learners to turn them, so I looked through some of my earlier turnings and could only find a couple of them pictured here.

Most of our club members will have seen my Butterfly vase also pictured here and on the club's website. Well after I had completed it my Granddaughter who is very persuasive really liked it and asked if she could have it to display in her new house. I refused to let her have this one but promised that I would make another one especially for her, but I could not promise when that would be.

When I made the first one I borrowed a steady from a club member as he had got the same make of lathe as me so I knew it would fit mine. Then looking through the pages of woodturning






Carter Products Multirest

magazine I came across “Carter Products” advertisement where their “Multirest” vessel support system was shown. On Carter products website I viewed a video where everything about it was demonstrated and decided that this was for me as it was very versatile and would fit both my large lathe, and my smaller Vicmarc lathe. I bought the steady direct from the manufacturers in America and eventually when it arrived I was more than satisfied with my purchase and as you can see (left) it was mounted on my Nova DVR lathe.

I then set about cutting all the segments for the vase and started to glue them together forming the rings of the vessel and turning the piece as I went along. Everything was going great and I was really enjoying myself. The next picture shows the progress with the steady rest now in place as the vessel was getting further and further away from the lathe drive spindle and needed some support.



Of course all this was taking place over a number of days as the glue needed to have time

to set properly. In the next picture you



can see the clamps in place holding the final rings including the Black Walnut lip of the vase. These clamps were left in place for a couple of days and then I finished turning the outside shape.

I was very pleased with how things were going and quite pleased with my work so far. Just a little turning was now needed inside the neck of the piece and then I could start sanding and polishing before parting off.

Turn to page 9 ►

## **This Months Sponsor**

I would like to thank Martin Watkins, Managing Director of “CSM Abrasives Plus” for once again agreeing to sponsor the July Newsletter. When I first started woodturning a few years ago I bought the J. Flex RB 406 Abrasive from them and was so pleased with it that I have returned for more. When I acquired a drum sander it made sense to buy abrasives for this from CSM and I have not been disappointed.

I thoroughly recommend Coombe Abbey Club members to give them a try based on my experiences with the company.

Please mention that you saw their advert in this magazine when ordering.

*Editor*

## **A Company Profile**

Welcome to **CSM Abrasives Plus**. We are suppliers and stockists of the finest and most complete range of abrasive products to be found anywhere in the world. Many products here are specialist niche items, which were previously difficult to find but are now together in one web site. This, along with all the usual abrasive products you would expect to find, from discs in velour or sticky back, to portable belts to narrow and wide belts. We also offer a selection of very competitively priced, high quality products to complement the abrasives, which allows you to buy all the items you need for your project from one source.

Our web site [www.abrasivesplus.com](http://www.abrasivesplus.com) has undergone massive change and new products have been added along side the old faithfuls that we have supplied for years.

So please browse through the site or order your free 132 page catalogue on 01636 688888.

**Don't forget to try the RB 406 abrasive turning cloth and velcro backed rolls which will be ideal for every turner ( see our advert )** We are not aiming to be the biggest, but we sure aim to be the best.

**"Take a fresh look at a unique company".**

**THE MAIL ORDER  
ABRASIVE SPECIALISTS**

Sanding needs as much care as construction and design. As much care needs to be taken in sanding as in the construction of a piece of work. A few minutes poor sanding technique can irreversibly destroy great craftsmanship and many hours work.



**THE ULTIMATE ABRASIVE!  
RB406 J.FLEX. TRIAL PACK**

1M OF CLOTH IN EACH OF THE FOLLOWING GRITS.

P80, P120, P240 AND P320 **£14.75** INC VAT ORDER CODE **12806 RB406**

J.Flex is the best abrasive for every workshop. It's ideal for turning, woodworking and metal working. The distinctive blue abrasive with the yellow backing is the softest and most flexible abrasive we have ever discovered. The ultimate abrasive for all kinds of woodworking, especially sanding in acute areas. This cloth can be twisted and folded without grain dis-adhesion. Rolls are 100mm wide. **ALSO AVAILABLE BY THE METRE.**



**VELCRO-BACKED ROLLS.**

TRIAL PACK 1M OF P100, P150, P240 AND P320 PLUS A SAMPLE STRIP OF VELCRO REPLACEMENT WITH PEEL OFF SELF ADHESIVE BACKING. **£14.75** INC VAT ORDER CODE 13159 ALSO AVAILABLE BY THE METRE. PLUS - IT PAYS TO BUY BIG. WITH OUR BULK RATE PRICES YOU'LL SAVE MONEY ON THE GRITS YOU USE MOST.

Cut off any length to suit your own sanding application. Every workshop should have at least two or three grades of this to hand. Especially manufactured by Hermes abrasives for us. Ideal for those shop made sanding devices which you can now make to your own specification. Hook and loop, or velcro attachment does away with the unpleasant task of clamping the paper to the machine, allows rapid changing of the sheet and encourages the use of more grits extending the finish quality and life of the abrasive. Rolls are 115mm wide.

For your free catalogue call 01636 688888 or e-mail [sales@abrasivesplus.com](mailto:sales@abrasivesplus.com) or visit our on-line shop at [www.abrasivesplus.com](http://www.abrasivesplus.com) where all our products are featured and it's free carriage!

TEL - 01636 688888

CSM ABRASIVES PLUS UNIT 2 NORTHERN ROAD, NEWARK, NOTTINGHAMSHIRE, NG24 2EH  
sales@abrasivesplus.com

[www.abrasivesplus.com](http://www.abrasivesplus.com)



# Introducing the Brand New Range of Woodturning Chucks and Jaws

We are extremely proud to introduce the brand new range of Record Power woodturning chucks and jaws. This exclusive new range has been developed using Record Power's extensive experience and knowledge of woodturning in conjunction with a group of highly experienced professional and hobby woodturners, to bring you the ultimate in quality, versatility and value.




### Precision Engineered Gears

Super Geared True-Lock™ technology ensures high levels of accuracy to provide smooth and solid operation.



### Jaw Fixing System

The SC3 and SC4 feature a jaw fixing which will not only fit the Record Power series of Jaws but is also fully compatible with Nova and Robert Sorby brand jaws.



### Heavy Duty Jaw Slides

The improved and enlarged jaw slides give unsurpassed holding power and load bearing ability. They are made from high tensile steel, reinforced with nickel and copper and heat-treated to ensure superior strength.



### Sealed Backing Plate with Full Indexing

The SC4 features a strong backing plate to protect the gear mechanism from dust and 72-point indexing around the full circumference.



**Brand New Exclusive Jaw Range**  
Fully compatible with Nova brand chucks



See online for full details

SC3 Geared Scroll Chuck Package



SC4 Professional Geared Scroll Chuck Package



**RECORD POWER**  
ESTABLISHED 1909®

Over  
**100**  
years  
Experience • Knowledge  
Support • Expertise

RECORD POWER

STARTRITE

CORONET

BURGESS

Incorporating some of the most famous brands in woodturning, Record Power has been manufacturing products for over 100 years. Startrite, Burgess, Coronet and Record Power are specialist manufacturers of woodturning tools, which are sold only via the Record Power sound engineering and customer support team. Record Power product.

[www.recordpower.co.uk](http://www.recordpower.co.uk) Tel: 01246 571 020



Oh Dear!

It doesn't pay to get too cocky. Just a few cuts with the gouge inside the neck of the piece and Crack! It broke off with about three rings all shattered on the floor of the workshop and just the top two rings including the walnut lip intact and reusable. There were a few expletives \*\* coming forth and the extractor removed some blue air from the workshop but I pulled myself together and set about re-cutting segments to replace those that were lost. My ego was well and truly dented and the picture shows where we are now. All this happened before Christmas 2020 so



you see I haven't touched the lathe since then. I think I will have to turn some simple things on my small Vicmarc lathe to get in some practice before re-attempting to finish my Granddaughters lovely (not so lovely now) "Butterfly Vase".

Am I the only one to have woodturning disasters? Surely not. If you have a story you can share please let me have it together with pictures if possible. Also please share your success stories again with pictures if possible, I am not asking for any specific items to display in the newsletter next month so just send me what you have please and maybe you will be helping me to fill a few pages.

Many thanks.

*Graham*

————— oOo —————

One Line Philosopher:  
No road is long with good company.

## Bud Vases

By  
Giles Headley



Hi Graham,

Further to your request, please find photos attached of a couple of bud vases.

I turned the yew one in 2018, with the timber orientated to have a sapwood rim around the top.



A plastic tube is fitted inside to hold water for a freshly cut bud.

The other I turned only a few weeks ago, having bought prescription safety glasses. I thought their visual ranges were somewhat different to the regular bifocals bought at the same time, but before sending them back I decided to test the focal lengths in a workshop situation. Phil Steele kindly let me loose on his

lathe, with a branch of timber freshly cut by a neighbour and returned with the saw he'd borrowed. As it dried, the piece cracked around a couple of knots, so was never completely finished.

I decided that the glasses are focussed at appropriate distances for turning and reading drawings without having to mess about, so have kept them. I just need our club workshop to re-open so I get my money's worth of use from them!

Best wishes

Giles



**A Bud Vase**  
By  
Malcolm Waters

Hi Graham,  
I've actually managed to get onto the garden without wearing wellies today!  
I enclose a picture of a bud vase I made many years ago from a banksia nut. It's finished in Chestnut hard wax oil, and has a test tube inserted so it can be used for sweet peas and the like. Hope it's of some use for your newsletter.  
Thanks,  
Malc



# PROOPS BROTHERS

ENGLAND • EST 1946

.COM

ALL PRICES INCLUDE POST AND PACKING

1000'S OF OTHER PRODUCTS

## INSIDE, OUTSIDE PLASTIC CALLIPERS



Measurements

0 - 200mm M7176 **£4.60**

0 - 350mm W3509 **£6.80**

## OILSTONE & BOX



**£5.50**

Fine and  
course sides  
W3330

## CABINET SCRAPERS



Set of 4  
W8014

**£11**

## CHUCKS

Drill Chuck Set of 4  
6mm 1MT,  
10mm, 13mm & 16mm  
with 2MT Arbor  
Product code M7175  
Also available individually



**£24**

## HARDWOOD SQUARES



75mm Hardwood & brass tri-square

W8000 **£3.60**

## 20MM FINGER SANDER

Spring Loaded Mini Precision Sander,  
20mm & 3 spare sanding belts .  
UK Made Product code W3202  
10mm and 40mm widths also available



**£4**



Hardwood sliding bezel

W8002 **£3.60**

## MAGNIFYING LAMP LIGHT 5 DIOPTR. DAYLIGHT BULB

Product code V5200



**£36**



Set of 4 Chip Knives W3249 **£23**

Proops Brothers Ltd 34 Saddington Rd. Fleckney, Leicestershire, LE8 8AW  
TEL. 0116 2403400 [WWW.PROOPSBROTHERS.COM](http://WWW.PROOPSBROTHERS.COM) EBAY USER NAME: SPOORP

# Let TMS look after your Volvo



## SALES // SERVICE PARTS // ACCESSORIES

With over 300 years combined experience of working with Volvo, nobody knows your Volvo like **TMS**.

With award-winning levels of customer service and state-of-the-art facilities at Trinity Marina, what ever your Volvo requirements, the **TMS** team can deliver.

Call in and  
see us soon!



QUALITY • CARE • PERSONAL SERVICE



### TMS VOLVO HINCKLEY

Trinity Marina, Coventry Rd,  
Hinckley, Leicestershire LE10 0NF

TELEPHONE: 01455 632478

[www.tmsmotorgroup.co.uk/volvo](http://www.tmsmotorgroup.co.uk/volvo)



## In the Workshop

### Stebcentre drive

By  
**Philip Stephens**



If you ever ask a professional production wood turner about turning in a factory environment, there is a very good chance that he/she would explain that they were paid by the volume of turned items in a day. So, the most efficient process to turn the maximum number of items per day would generate the most income. Out of the window would go anything that would slow down the production process, such as changing chisels and turning off the lathe. Today most production processes, e.g. chair legs, are done on CDC equipment that mount the work, select a cutter and cut the chair leg based on a form of template design. But for a number of years production turning was done in a factory using belt driven lathes without any braking systems and only a clutch to stop and start the lathe.



The development of a drive centre that could be engaged or disengaged could take minutes off the time it would take to complete one spindle for example. So to that end the Stebcentre lathe drive centre was developed. The point of a Stebcentre drive is it is fitted with a spring-loaded centre point. When pressure is applied, the wood can be driven with only the tip of the teeth biting. The other big advantage of the Stebcentre is that if a turner is taking cuts with a skew and



it digs in the wood, it will stop turning without a dig protecting the turner and the work.

Today you're not likely to meet a wood turner at a seminar or club meeting starting up a conversation about how he/she is using a lathe with a Stebcentre fitted to turn a large number of identical chair legs every day, but the use of a Stebcentre to set the size of the chucking point to hold spindle or lidded box work may be of interest – that is if you don't want to overcut the chucking point and find that you can't grip the work in the chuck jaws.

There are three main types of Stebcentre drive commercially produced:

- A drive Stebcentre - that fits into the drive take-off of your lathe.
- Revolving Stebcentre – use on the tail stock of a lathe
- Chuck drive Stebcentre – that is dovetailed to fit into most chucks.

Out of the list above the most common type that you would see and use today is the chuck drive Stebcentre, which means that you don't have to remove your chuck when using a spindle blank or cutting a chucking point on the wood.



**Lathe Drive Stebcentre**




(**Please note:** That for safety, both the club and AWGB **do NOT** recommend mounting any work while a lathe is running. Any work should **ONLY** be mounted on a stationary lathe and the lathe started at its lowest setting to confirm stability before increasing the speed. There is no need or advantage to mounting work on a moving lathe.)

Process for cutting a chucking point in your wood using a chuck drive Stebcentre



Fit the chuck Stebcentre to the chuck jaws you intend to use for the mounting chucking point in your work.



Cut down the chucking point on the inside of your work until it is slightly smaller than the inside of the jaws. If you need a chucking point on the other side, you can reverse the work or by using a set of callipers measure the chucking point and repeat on other side.



When complete, stop the lathe and remove the Stebcentre from the chuck. Mount the work using the newly created chucking point.

oOo

**HENRY TAYLOR TOOLS  
&  
CHESTNUT FINISHES**

Any item from the catalogue can be supplied  
15% discount on Henry Taylor tools and  
10% discount on Chestnut finishes  
for Club members.

**If you are needing further supplies through this lockdown then  
please speak to Eric who will do his best to get them to you.**

**Ring: Eric Taylor on 02476 328831**

A BIG  
THANK YOU

To everyone who has renewed their membership to the club  
As promised the prize draw has taken place. I numbered every member  
who had renewed by 31<sup>st</sup> March then folded numbers for all and drew one  
from the hat. Number 29 won the £15.00 Axminster voucher and that  
number was allocated to

COLIN GRUNDY

Congratulations.

Even though you have missed out on the prize draw you can still renew  
your membership for this year.

**Keep our club going and**  
**RENEW YOUR MEMBERSHIP now**

We are still trying to keep you connected with our regular newsletter and  
connecting you to events using zoom, Graham sends a regular email out  
about the zoom events.

Members are welcome to contact people from the club for advice about  
challenges they face in their turning or other woodcraft and we are  
hopeful that we will soon be able to meet up at Coombe even if not in the  
workshop.

Membership costs are outlined below – any questions please get in touch  
with Janine.

Individual member AWGB £18.00+£8.00= £26.00

Family AWGB £28 + £8.00 per person

2 people AWGB £28.00 + £16.00= £44.00

3 people AWGB £28.00 + £24.00 = £52.00

---

**Cheques made out to**

**Coombe Abbey Woodturners**

---

For all membership renewals please do one of the following:

1. BY POST.

PLEASE enclose a self-addressed stamped envelope

Mail your membership renewal cheque made out to Coombe Abbey Woodturners to

Janine Brindley (Treasurer) 19, Merrifield Gardens Burbage, Leics. LE10 2TE.  
and as soon as I can I will post your new membership card out to you.

2. DIRECT to BANK

The costs are as outlined above plus £1.00 to cover postage.

Anyone wishing to pay directly into the bank please contact Janine Directly by TEXT (07931417378) message or EMAIL (treasurercawt@yahoo.com).

PLEASE put your name and address in the message

I will reply giving you sort code and bank account number confirming your details.

3. Anyone who needs to **update their details** please TEXT or EMAIL me with your name and change of details.

4. If you know of anyone wanting to join as a new member, please ask them to contact Janine by TEXT or EMAIL a membership form will be sent out.

I hope that everyone who has requested a renewal has received their membership cards. If, after about a week, you have not received your membership cards please get in touch again, if possible the reminder would be best by text message.

Stay safe and well. All the best for a better 2021. Janine.

## Bud Vases

By  
Phil Steele



Graham hope all is well with you,

Here are a couple of pictures of bud and twig vases I did recently, I thought they may split but have held together well.

Phil Steele





Extract taken from the Newsletter  
of  
**The Blind Woodturner**

*Submitted by Gillian Clover  
Kind permission given by Chris & Nicola Fisher.*

Most Coombe Abbey club members will have fond memories of the demonstration at Walsgrave Baptist Church given by Chris Fisher accompanied by his wife Nicola and his trusty guide dog “Bamber”. The three of them were also invited to the Christmas Party of that same year when Chris and Nicola acted as judges in the club competitions.

*Editor.*

## Bamber is a star performer

## **Plus news of ShedFest and some filming**

The Blind Woodturner

Jun 21

Hello! And welcome to this month’s newsletter.

We’ve had an exciting month with news of more filming plus another potential project waiting in the wings. Chris has been turning most days for Taurean Arts and to fulfil a number of commissions.

Bamber and Chris had their annual Guide Dog visit and the first in Derbyshire so the Guide Dog instructor covered some new routes for Chris. They always put the Guide Dog and owner through their paces. Bamber performed like a trouper. The next visit won’t be until Bamber is 9, in 4 years time.

## **UKMSA video**

Chris is extremely proud to be the Patron for UK Men’s Sheds Association. He knows, from his own experience, how important creating and making is for its positive impact on mental health.



Men's Sheds (or Sheds) are similar to garden sheds – a place to pursue practical interests at leisure, to practice skills and enjoy making and mending. The difference is that garden sheds and their activities are often solitary in nature while Men's Sheds are the opposite. They're about social connections and friendship building, sharing skills and knowledge, and of course a lot of laughter.

## shedfest

Coming up in July is the annual ShedFest event. Chris will be taking part, remotely.

Here's more info if you would like to join the sessions or find out more about Men's Sheds.

We are proud to announce that Virtual ShedFest 2021 will run from the 6th to 8th July covering topics from jointing and woodturning to sustainability and Raspberry Pi!

Amongst the many great presenters for this year's event we will have Dr Barry Golding who wrote the book on Men's Sheds, Peter Sefton, Chicken Bone John and our very own Patron Chris Fisher RPT, the Blind Woodturner.

We look forward to welcoming people from across the UK and the rest of the World for a celebration of all things Men's Sheds. • More information will be available at [Menssheds.org.uk](http://Menssheds.org.uk)

## taurean arts

Our chance meeting with Matthew, the owner of Taurean Arts, has led to Chris having his work displayed and for sale in the gallery. Inspired by Japanese ceramics, Chris has been turning a variety of pieces in a Japanese style, as well as expanding the scope of his work to include statement pieces.

We're delighted that they have been really popular and are selling well.



# 3-Piece Mini Carbide Turning Tool Set



The Mini Carbide Turning Tool Set is ideal for turning small projects, such as boxes and goblets, and is also extremely useful for turning pens in wood and acrylics. The set consists of three tools, each with a rubber handle for extra grip and comfort to reduce fatigue. The carbide cutters will stay sharp for a long time and when required, they can be rotated to give a fresh edge or can simply be replaced. Each tool features its own cutting profile; round, square and diamond-shaped, perfect for roughing out, finishing and fine detail work.



*"This set is really good and exceeds my expectations. A good selection of tools presented in a robust carry / storage case. Really good value for money."*

Phill, Turners Retreat customer



**Price: £74.95 inc. vat**  
**Code: CTT1**

Prices may be subject to change without notification.



Scan the code to watch the tools in action.



[www.turners-retreat.co.uk](http://www.turners-retreat.co.uk)

01302 744344 | [eshop@turners-retreat.co.uk](mailto:eshop@turners-retreat.co.uk)

2 Faraday Close, Harworth, Nottinghamshire, DN11 8RU

23



*New  
Product*

# charnwood

*New  
Product*

*Woodworking machinery at its best!*

## B250 10" Premium Bandsaw



**New Premium Grade 10"  
Woodworking Bandsaw ideal for  
woodturners**

- Huge 6" Cutting Depth Capacity
- 10" Cutting Width (Throat)
- Supplied with High Quality British Made Blade
- Precision Ground Cast Iron Work Table
- Quick Action Lock On Rip Fence
- Crosscutting Mitre Guide Included
- Quiet Induction Motor
- Mains Powered LED work Light
- Integral Dust Collection Tray
- Includes Floorstand
- Primarily used for Woodworking

**£299**

Also available

B300 12" Premium Bandsaw £459

B350 14" Premium Bandsaw £579

Now in stock & on display in our  
Leicester Showroom

For our full range of Bandsaws  
call 01530 516926 for your FREE catalogue  
or visit our website [www.charnwood.net](http://www.charnwood.net) or showroom at  
Cedar Court, Walker Road, Bardon Hill, Leicester, LE67 1TU



The piece on the table, almost out of view(!) to the left in the above photograph sold within hours of being put in the gallery. In fact, this is the only photo I have of it!

There's a bit of a story behind the sale. The lady who bought the piece came in shortly after we delivered it so was able to have a chat with Chris. She came back that afternoon with her husband to purchase Chris' Ammonite sculpture.

## news

It's looking likely that the BBC documentary will go live in July. As soon as we have confirmation of date and time, we will let you know. We think it will be on BBC2.

Filming for another project is also now confirmed for July with a transmission date of October.

Chris has also been featured recently in the Ashbourne and Derby Telegraph newspapers.



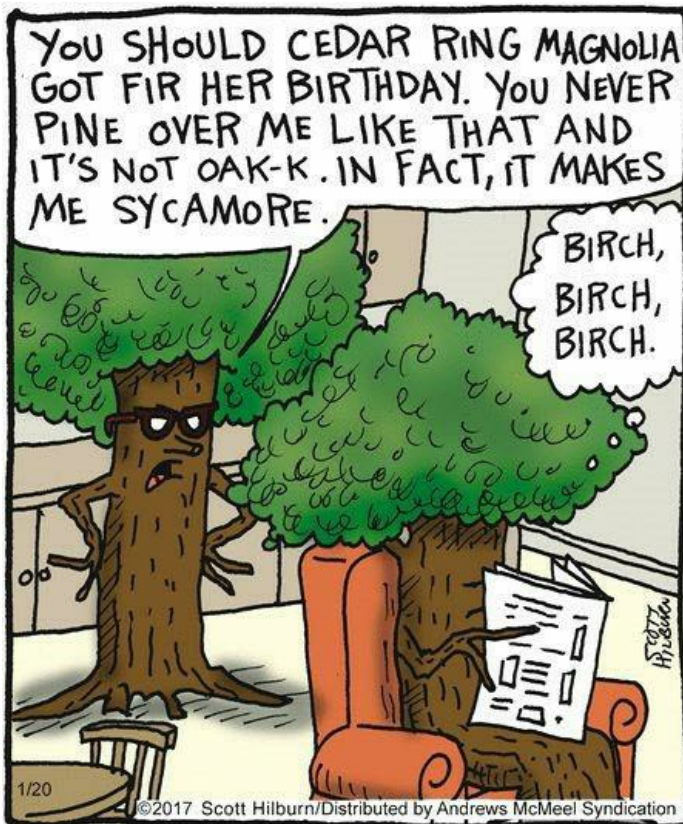
And in a [short video for Derbyshire Live](#). We made the film in Chris' workshop and Derbyshire Live edited it and shared it on their Facebook page.

Thanks for reading and subscribing to our newsletter, and sharing this journey with us. We are grateful to you all for your support and interest in Chris' woodturning. ■

Have a great month. Keep on turning!

Nicola, Chris and Bamber

oOo



Submitted by Gillian Clover




# INTRODUCING THE NEW REVOLUTION

The "revolution" is a completely new hollowing system from the world leaders in fine turning tools. From its beautifully weighted handle to its cryogenically treated cutting tips the "revolution" is designed to be the finest hollowing tool on the market.

The modular articulated design allows the woodturner the freedom and flexibility to configure the tool for any situation. From straight vases to heavily undercut hollow forms the "revolution" has it covered.

At the heart of the "revolution" is the new fully depth adjustable "super ring" the revolutionary design of the "super ring" ensures clean efficient wood removal at all times with 5 different cutting tips and modular articulation design the revolution is a must have tool for all woodturners.



- Supplied with 5 different cutting tips for unrivalled flexibility .
- Clever modular design allows for many different configurations.
- All collers and collets beautifully machined from solid "marine grade" brass billet.
- High performance cryogenically treated cutting tips for vastly improved wear resistance.
- New adjustable "Super ring" allows ultra efficient wood removal without clogging.
- Slim-line articulated tip design for unrestricted access to those hard to reach cuts.
- Expandable.
- Hand made in Sheffield, England.



Tel. 0114 261 2300  
Fax. 0114 261 2305

Web. [www.crownhandtools.ltd.uk](http://www.crownhandtools.ltd.uk)  
Email. [info@crownhandtools.ltd.uk](mailto:info@crownhandtools.ltd.uk)



## **Woodturning Magazine A Cheaper Subscription Method.**

By  
Giles Headley



Hi Graham

I thought to pass the following info to you for inclusion in the newsletter if you have space.


A subscription to Woodturning magazine is now just under £46 for 12 issues. This represents a 15% discount on the cover price. What started for me as a Christmas present now requires renewal in June, as they produce 13 issues a year!

However, a subscription can be obtained much more cheaply if the potential subscriber has access to vouchers gained on a Tesco Clubcard. It offers a value of £1.50 for every 50p voucher redeemed, so rounded up a subscription costs £15.50 in vouchers. The transaction occurs through the Clubcard system, which then sends an email containing a code. That code is then used on the payment page of GMC publications website to obtain the subscription. One doesn't have to be the cardholder either. My sister sorted it using her vouchers and we just changed the magazine delivery details on the GMC site. Many people are going digital, but I still prefer a paper copy of all my magazines, then I can read them away from a computer screen.

I hope some of our members find this info useful. I think the value/cost ratio is the same for any of the magazines available through the Clubcard scheme, so family members with other interests could similarly benefit.

Giles

More cartoons submitted by Gillian Clover



“Don’t tell me how to work safely! I’ve been at this job for five years!”

# Little Sister

## Big on Performance

Little Sister is a mini hollowing tool based upon the highly successful Brother System 2 range

Talk with your Hamlet Stockist today

Compact fixing screw  
Hollow through 13mm  
openings with ease!

Tapered Stem  
for maximum rigidity

Proudly  
Made in the UK

DVD  
VIDEO  
Free DVD  
included

3 configurations available



**hamlet**  
CRAFT TOOLS  
sales@hamletcrafttools.com  
www.hamletcrafttools.com  
+44(0)1142321338

Ask about the interchangeable scraper - Ref HS187B



# Evolution is not just a theory

## AXMINSTER EVOLUTION SK114 CHUCK PACKAGE

**Undeniably the best chuck on the market and at the top of its game, the Evolution SK114 Chuck is designed for the true professional and those who aspire to turn like one.**

- Made from stainless steel to resist corrosion and machined to a tight tolerance for a perfect fit of both jaws and lathe spindle.
- The body is machined from one piece of steel to ensure perfect concentricity.
- Compact design keeps the chuck as close to the spindle bearings as possible, ensuring superb resistance to vibration.
- All chucks include dovetail C jaws, matching faceplate ring, screw chuck and chuck key



The Axminster 5 year guarantee applies to all Axminster precision chucks.

It's probably one of the most comprehensive guarantees ever.

- Cover includes use in a professional environment
- No registration necessary – just keep your proof of purchase
- Terms and conditions apply – please see [axminstertools.com](http://axminstertools.com)

### NEW PACKAGE



Thread sizes available:

T04M 1" x 8tpi

T38 M33 x 3.5mm

T23 1.1/4" x 8tpi

T02RL 1.1/2" x 6tpi

T38R M33 x 3.5mm

**AXMINSTER**  
**Tools & Machinery**

To see the quality of these products, visit one of our stores, search [axminstertools.com](http://axminstertools.com) or call **0800 371822**.

For the complete Axminster experience and to keep up with Skill Centre courses, events, news and much more, browse our website or follow us on social media.

Prices may be subject to change without notice.



Rated 'Excellent' on  Trustpilot



## **Obituary** **John Cooke** **1940 - 2021**

I was very sad to learn of the death of John Cooke who passed away on Tuesday 1st June 2021.


John's wife Judith informed me that John had been in hospital for almost seven weeks but returned home on 21st May.

John Cooke joined Coombe Abbey Woodturners on Tuesday 6th August 2013 and was present at many of the club meetings. He was a very friendly person and always willing to help out where possible.

It was whilst showing John how to set up and work the club's video cameras at my home that we got talking about our respective working careers. It transpired that John had served an apprenticeship at the same engineering company in Leicester as I had with him joining only one year after me. Unfortunately we didn't get to know one another then but we had certainly plenty to talk about and reminisce over since.

John will be sadly missed by many club members, and I am sure the whole club will join me in sending our condolences to his wife Judith and to all his family at this very sad and difficult time.

*Editor*





See  
**US Stockist  
Enquiries Welcome.  
Tel/Fax 888-631-8311**

*Lacquers*

•  
*Polishes*

•  
*Waxes*

•  
*Polish Enhancers*

•  
*Wood Treatments*

•  
*Polishing Brushes*

•  
*Abrasives*

•  
*Stains*

•  
*Thinners*

•  
*Applicators*

•  
*Superglues*

•  
*Buffing Systems*

•  
*Acrylic Blanks*

•  
*...and much more*



**CHESTNUT**  
P A O D U C T S

*first for finishes*



Used by woodturners of all abilities throughout the UK and the world, the Chestnut Products range of top quality finishes gives outstanding results every time; whatever you are making and whatever your preferred finishing system there is bound to be something in our range to meet your needs.

*See your local stockist for more information  
or for a catalogue/price list contact us at:*

**Chestnut Products**

**PO Box 260, Stowmarket,  
IP14 9BX**

**Tel: 01473 890 118 Fax: 01473 206 522**

**www.chestnutproducts.co.uk  
mailroom@chestnutproducts.co.uk**

*Stockist enquiries welcome*

**hamlet**  
CRAFT TOOLS

Sheffield England

Now  
available in the  
Glenn Lucas range of  
products

M42 *Stay Sharp* HSS

M42 Turning Tools

*Stay Sharper - Longer*

Now available: 1/4"; 3/8"; 1/2" Bowl Gouges; 3/8"; 1/2" Spindle Gouges  
with red-ferruled ash handles, or unhandled, at prices you can afford

*Live The Dream - Talk to your Hamlet or Henry Taylor Stockist - TODAY!*



# Yandles

## THE WOODTURNING SYSTEM™

Turning Tools | Parting Tools | Hollowing Tools | Chucks | Accessories



Available from  
[Yandles.co.uk](http://Yandles.co.uk)  
01935 822 207

