


# NEWSLETTER

January



2021

*This Months Sponsor*



### **DATA PROTECTION**

Your personal details are held on a computer belonging to an officer of the Coombe Abbey Woodturners. Your details are purely for the use of the Club, and are not passed to any third party. If you object to your name, address and telephone number being held on a computer belonging to an officer of the Club, then please write to any member of the committee.

### **HEALTH & SAFETY NOTICE**

Woodturning can be dangerous! Always follow the manufacturers' instructions and safety advice when operating power tools. Never try the techniques shown at our demonstrations or in our Newsletter if you are unsure or the procedure does not feel safe. Always use the guarding and other safety equipment.

The Club takes reasonable care to operate and instruct in a safe manner and strongly recommends all members to follow the Club's Health and Safety rules and the guidance notes that the AWGB issue in their Revolutions magazine from time to time.

### **Members of the Committee**

Chairman	Brian Edwards
Vice Chairman	Alec Steedman
Treasurer	Janine Brindley
Secretary	Valerie Ansell
Events Secretary	Colin Grundy
	Eric Taylor
	Graham Cashmore
	Terry Ivins
	Roger Smith
	Giles Headley

Website: <http://www.coombeabbeywoodturners.org>

**Copy Deadline for the February 2021 issue of the Newsletter is:-  
Saturday 23rd January 2021**

**Please forward your News, Stories and Photographs to:-  
Graham Ball - Newsletter Editor -**

**In This Issue      Page**

Vice Chairman’s Jottings..... 4  
 Work by Paul Fryer..... 5  
 One Line Philosopher..... 5  
 This Months Sponsor..... 6  
 Work by Don Kildin..... 8  
 Work by John Martin-Law..... 10  
 Work by Philip Stephens..... 12  
 Work by Michael Archer..... 14  
 Work by Jim Lomas ..... 16  
 A Blast from the Past..... 16  
 A Few Words on Membership 18&19  
 Xmas Party & C/titions 2005.. 20  
 Workshop Demo W/end 2005 25  
 Your Turn To Talk..... 26  
 Lime Wood ..... 33  
 Dolls House Bits..... 33

**Advertisers      Page**

Crown Hand Tools..... 7  
 Henry Taylor/Hamlet Tools... 9  
 Axminster Tools ..... 13  
 Chestnut Products..... 15  
 Henry Taylor/Hamlet Tools.... 17  
 Yandles..... 21  
 CSM Abrasives Plus..... 23  
 Record Power..... 24  
 Proops Brothers..... 30  
 TMS Volvo..... 31  
 Turners Retreat..... 32  
 Charnwood..... 34

**From the Editor**



A New Year begins and our expectations must be rising after such a dreadful 2020. I hope you all had a reasonable Christmas and I wish you a Happy New Year.

This months magazine has some content from 2005 when I was first voted in as Newsletter Editor. I have all the newsletters on my computer from that date to the present day, a total of 182 Newsletters. Whilst I am very grateful to all those who have contributed to the Newsletter through this pandemic I needed to fill some blank pages and my daughter understanding my predicament suggested articles from the past so here goes with a few.

The ‘Your Turn to Talk’ Editors interviews were a great success and the Derek Rogers one was the very first of these. You will find this on page 26. Each month I asked virtually the same questions to judge what members responses were and it was through this that the club’s workshop was secured as this is what most people wanted. It wasn’t that easy though as we had to jump through hoops to get Lottery Funding to make it possible but that is another story. I hope you enjoy reading this months Newsletter but please still keep sending me pictures of your work. Thank You.

*Graham*

## Vice Chairman's Jottings

Hi folks

•••••• Looks like we are going to be in lockdown for a bit longer,• Just keep our fingers crossed that 2021 is a better deal for us all.

••••••• Sad news for our Chairman Brian his Son passed away on the 26 11 2020. So I would like you all to think of Brian and his family, at this difficult time.



Alec Steedman

It is hard to say much as there is nothing really happening. I hope you all read Janine's entry in the news letter about the membership for the coming year.

Having read all 40 pages of the News Letter•I would like to thank all the members• for sending in their work to Graham. Many thanks to Graham for producing the News Letter for this mad year. Many thanks to all and I hope you all enjoy Christmas the best you can  
Sending Christmas wishes to all from myself and Jill.

---

oOo

---

## **HENRY TAYLOR TOOLS & CHESTNUT FINISHES**

Any item from the catalogue can be supplied  
15% discount on Henry Taylor tools and  
10% discount on Chestnut finishes  
for Club members.

**If you are needing further supplies through this lockdown then  
please speak to Eric who will do his best to get them to you.**

**Ring: Eric Taylor on 02476 328831**

## Work by Paul Fryer


Hi Graham

Hope you are well. I have managed to get a 2nd bowl out of the plank of elm. Here is a picture of them together the larger one is the latest one the smaller bowl is what I shared with you a few weeks ago.

Have a good x-mass

Cheers

Paul.



oOo

*One Line Philosopher:*

You only need to judge your personal thoughts if you are planning to convert them into actions.

## **This Months Sponsor**

I would like to thank Crown Hand Tools Ltd for agreeing to sponsor this magazine. Many club members will know as I do that a tool with the name Crown on the handle is a tool of the highest quality and will serve the woodturner well over the years.

It is surprising to see when viewing the catalogue or browsing their web-site what a vast range of tools are produced to enable the woodturner to achieve quality results no matter what project is attempted.

I urge all club members and any other readers of this magazine to support our sponsor by purchasing their products, but please tell them where you saw their advert and thank them for their support of our club.

*Editor*

### **CROWN HAND TOOLS LTD**

(A Company Profile)

AS A FAMILY OWNED COMPANY, CROWN HAND TOOLS LTD AND ITS LOYAL STAFF HAVE BEEN PROUDLY MANUFACTURING TRADITIONAL WOODWORKING HAND TOOLS FOR OVER FIFTY YEARS.

HANDMADE TO THE FINEST QUALITY, CROWN HAS FOUND THE PERFECT EQUILIBRIUM BETWEEN TRADITION AND INNOVATION, MAKING OUR TOOLS BEAUTIFUL AS WELL AS FUNCTIONAL.

OUR MASTER CRAFTSMEN HAND FORGE, TEMPER AND GRIND OUR TOOLS AS OUR ANCESTORS DID, WHILST ALSO USING MODERN PROCESSES AND MATERIALS SUCH AS CRYOGENICS AND POWDER METALLURGY.

THIS COMBINATION OF OLD AND NEW TECHNIQUES ENSURES WE ARE GIVING OUR CUSTOMERS WHAT WE CONSIDER THE BEST QUALITY HAND TOOLS AVAILABLE .

# INTRODUCING THE NEW REVOLUTION

The "revolution" is a completely new hollowing system from the world leaders in fine turning tools. From its beautifully weighted handle to its cryogenically treated cutting tips the "revolution" is designed to be the finest hollowing tool on the market.

The modular articulated design allows the woodturner the freedom and flexibility to configure the tool for any situation. From straight vases to heavily undercut hollow forms the "revolution" has it covered.

At the heart of the "revolution" is the new fully depth adjustable "super ring" the revolutionary design of the "super ring" ensures clean efficient wood removal at all times with 5 different cutting tips and modular articulation design the revolution is a must have tool for all woodturners.



- Supplied with 5 different cutting tips for unrivalled flexibility .
- Clever modular design allows for many different configurations.
- All collers and collets beautifully machined from solid "marine grade" brass billet.
- High performance cryogenically treated cutting tips for vastly improved wear resistance.
- New adjustable "Super ring" allows ultra efficient wood removal without clogging.
- Slim-line articulated tip design for unrestricted access to those hard to reach cuts.
- Expandable.
- Hand made in Sheffield, England.



Tel. 0114 261 2300  
Fax. 0114 261 2305

Web. [www.crownhandtools.ltd.uk](http://www.crownhandtools.ltd.uk)  
Email. [info@crownhandtools.ltd.uk](mailto:info@crownhandtools.ltd.uk)

## Work by Don Kildin

Morning Graham just like to send you a picture of a violin I have just finished Brian said you might include it in the next news letter. Have a great Christmas and New year hope to see you in the new year

Regards

Don.





# Little Sister Big on Performance

Little Sister is a mini hollowing tool based upon the highly successful Brother System 2 range

Talk with your Hamlet  
Stockist today

Compact fixing screw  
Hollow through 13mm  
openings with ease!

Tapered Stem  
for maximum rigidity

Proudly  
Made in the UK

**DVD**  
VIDEO  
Free DVD  
included

3 configurations available



**hamlet**  
CRAFT TOOLS

sales@hamletcrafttools.com  
www.hamletcrafttools.com  
+44(0)1142321338

Ask about the interchangeable scraper - Ref HS187B


## Work by John Martin-Law

Dear Graham,

I hope you are still continuing to keep safe and well and trust we will be able to meet sometime during the first half of next year. •I have attached photos of a few items recently turned although the photograph does not do justice to all the glitter on the wooden Christmas tree decorations. •These were turned from the legs of some chairs given to me by our neighbour instead of going to the tip. •The Acrylic Christmas tree decorations are from kits supplied by Axminster and given to me as a birthday present by our daughter and family. •The last decorated pot made in Magnolia is for our eldest granddaughter who lives with her family in Scotland and who we have not met for a year due to the Pandemic restrictions.

Best Wishes

John





## Work by Philip Stephens

Something you may find interesting. Is that I have been looking into converting a standard lathe into an Ornamental lathe with some success See pictures below.

Phil

*Editor's Note:*

I am hoping that Phil will tell us more about his exploits into ornamental turning.





# Evolution is not just a theory

## AXMINSTER EVOLUTION SK114 CHUCK PACKAGE

**Undeniably the best chuck on the market and at the top of its game, the Evolution SK114 Chuck is designed for the true professional and those who aspire to turn like one.**

- Made from stainless steel to resist corrosion and machined to a tight tolerance for a perfect fit of both jaws and lathe spindle.
- The body is machined from one piece of steel to ensure perfect concentricity.
- Compact design keeps the chuck as close to the spindle bearings as possible, ensuring superb resistance to vibration.
- All chucks include dovetail C jaws, matching faceplate ring, screw chuck and chuck key



**The Axminster 5 year guarantee applies to all Axminster precision chucks.**

It's probably one of the most comprehensive guarantees ever.

- Cover includes use in a professional environment
- No registration necessary – just keep your proof of purchase
- Terms and conditions apply – please see [axminstertools.com](http://axminstertools.com)



Thread sizes available:

- T04M 1" x 8tpi
- T38 M33 x 3.5mm
- T23 1.1/4" x 8tpi
- T02RL 1.1/2" x 6tpi
- T38R M33 x 3.5mm

**AXMINSTER**

**Tools & Machinery**

To see the quality of these products, visit one of our stores, search [axminstertools.com](http://axminstertools.com) or call **0800 371822**.

For the complete Axminster experience and to keep up with Skill Centre courses, events, news and much more, browse our website or follow us on social media.

Prices may be subject to change without notice.



Rated 'Excellent' on Trustpilot

## Work by Michael Archer

Hello Graham,

Hope you are well and keeping safe. It will be so nice to get back to some kind of normal after this pandemic. I have made a skeleton clock using Buckeye from the Sierra Nevada Mountains. The decoration is what started off to be a hand carved owl, but ended up looking more like a sea eagle, so I added a fish for good measure.

For Fathers day this year, three of my granddaughters gave me a new spectacle case engraved "We love you to the moon and back", so during lockdown, decided to make a fruit bowl inlaid with the same sentiment and included their names, Charlotte, Iris and Ivy-Mae. The wood is made of Tulip with wooden Disney font letters encased in epoxy putty resin.

For my sins, I have made two more bowls to include the names of my other grandchildren. You know what its like Graham, You



cannot make for one without the other. Have sent you two pictures of the bowl and one of the clock. Forgive my photography!

Keep well and give my regards to Brian, the Committee and club members.

Michael.

See your local  
**US Stockist**  
**Enquiries Welcome.**  
**Tel/Fax 888-631-8311**



# CHESTNUT

P A O D U C T S

*first for finishes*

- Lacquers
- 
- Polishes
- 
- Waxes
- 
- Polish Enhancers
- 
- Wood Treatments
- 
- Polishing Brushes
- 
- Abrasives
- 
- Stains
- 
- Thinners
- 
- Applicators
- 
- Superglues
- 
- Buffing Systems
- 
- Acrylic Blanks
- 
- ...and much more



Used by woodturners of all abilities throughout the UK and the world, the Chestnut Products range of top quality finishes gives outstanding results every time; whatever you are making and whatever your preferred finishing system there is bound to be something in our range to meet your needs.

*See your local stockist for more information or for a catalogue/price list contact us at:*

**Chestnut Products**  
**PO Box 260, Stowmarket,**  
**IP14 9BX**

**Tel: 01473 890 118 Fax: 01473 206 522**

**www.chestnutproducts.co.uk**  
**mailroom@chestnutproducts.co.uk**

*Stockist enquiries welcome*

## Work by Jim Lomas



Scarf Pin



oOo

### **BLAST FROM THE PAST**

*Starting on page 20 I am delving through past Newsletters to help fill the pages of the current Magazine during these difficult times when the club cannot meet because of the covid restrictions. Many of the contributors are no longer with us which is quite sad but it will bring back fond memories for some of our older members.*

*Editor*



**hamlet**  
CRAFT TOOLS

Sheffield England

Now  
available in the  
Glenn Lucas range of  
products

M42 *Stay Sharp* HSS

M42 Turning Tools

*Stay Sharper - Longer*

Now available: 1/4" ; 3/8" ; 1/2" Bowl Gouges; 3/8" ; 1/2" Spindle Gouges  
with red-ferruled ash handles, or unhandled, at prices you can afford

*Live The Dream - Talk to your Hamlet or Henry Taylor Stockist - TODAY!*

**A Few Words on Memberships**  
**By**  
**Janine Brindley (Club Treasurer)**



A huge thank you to all of you who have already renewed for 2021. I cannot thank you enough for adding the £1.00 to bank transfer or enclosing the SAE, it helps with costs and so I get your address correct for the return of your membership cards, it also helps my writers cramp.

Please remember that by paying our AWGB membership fees we are helping to support ourselves and the smaller clubs. We benefit directly by having reduced insurance costs for the workshop and, when we do resume, reduced insurance for demonstrations and outside events. We apply for a grant to help cover cost of demonstrators throughout the year – this is still available for 2021 and we will apply for it again. There is also the possibility of a Covid-19 support grant arranged specifically aimed at helping clubs who are in imminent danger of closing. We also use your membership fees to cover the outstanding costs of publishing the newsletter, we have some sponsorship, but we still have a few costs to cover. We also have costs to maintain the website.

As a club we continue to offer support to our members through the newsletter edited by Graham Ball, telephone calls between friends who are acquainted through the club, our website. Please continue to be a member, now more than ever giving us all that extra opportunity of camaraderie and shared experiences that our club offers.

We look forward to seeing all our members in the future at the club, at demonstrations or at outside events when any and all of those things are again part of our lives. In the meantime, keep turning and sharing your work through pictures or write ups. Keep in touch with club friends as often as you can. Remain positive and above all stay safe.

## Memberships.

### PLEASE PAY COOMBE ABBEY WOODTURNERS

Unfortunately we are still not able to meet at the club so for memberships to go ahead this year we will be either completing by post or bank transfer.

Membership costs are outlined below – any questions please get in touch with Janine.

Individual member AWGB £18.00+£8.00= £26.00

Family AWGB £28 + £8.00 per person

2 people AWGB £28.00 + £16.00= £44.00

3 people AWGB £28.00 + £24.00 = £52.00

<b>Cheques made out to - Coombe Abbey Woodturners</b>
---

For all membership renewals please do one of the following:

**1. BY POST.**

**PLEASE enclose a self-addressed stamped envelope**

Mail your membership renewal cheque made out to Coombe Abbey Woodturners to

Janine Brindley (Treasurer) 19, Merrifield Gardens Burbage, Leics. LE10 2TE.

and as soon as the new membership cards arrive, I will post your new membership card out to you.

**2. DIRECT to BANK**

**The costs are as outlined above plus £1.00 to cover postage.**

Anyone wishing to pay directly into the bank please contact Janine Directly by TEXT (07931417378) message or EMAIL (treasurercawt@yahoo.com).

**PLEASE put your name and address in the message**

I will reply giving you sort code and bank account number confirming your details.

3. Anyone who needs to **update their details** please TEXT or EMAIL me with your name and change of details.
4. If you know of anyone wanting to join as a new member please ask them to contact Janine by TEXT or EMAIL a membership form will be sent out.

Janine will be sending renewals and new member details to the AWGB no later than the end of January 2021.

# Christmas Party and Competitions

December 17th., 2005

About forty members and guests attended this years Christmas Party at Walsgrave Baptist Church. The event was organised as usual by Don Johnson and his wife Mary, who were both ably supported by Jim Elliot and his wife Margaret.

A wonderful buffet tea was provided which was enjoyed by everyone present with food to spare.

The games played were table skittles, long alley skittles and magnetic darts. Two quizzes made everyone put on their thinking caps. The winners were table four and would you know it; Wes Howarth was a member of this team. Table five brought up the rear and won the booby prize. Raffle prizes included two turnings by professional turners Tracy Owen and Stephen Cooper, bottles of wine and a thick roll of sandpaper.

The competitions this year were judged by members:- Wes Howarth, Doug Trinder, Margaret Mitchell-King, and Pat Marson of the charity we have been supporting this year.

This years winners of the competitions were:-

**Roger Warren-Finding Trophy**

Patrick Flynn.                      Large Segmented Bowl

**Rhodes Trophy**

Derek Rogers.                      Cheese Board & Knife

**Austen Trophy**

Patrick Heeney.                      Jewellery Stand



Pat Flynn's Bowl



Derek Rogers' Cheese Board

An extra fun competition this year was "Turn a Spinning Top" and see who's top spins the longest.



Pat Heeney's Jewellery Stand

Yandles

**TORMEK®**

# PREPARE FOR NATURE

For a limited time, the Tormek T-4 Bushcraft will come with a **free Gransfors Bruks Hand Hatchet**. The bushcraft machine comes complete with jigs to accurately sharpen and hone axes and knives, through 3 stages of sharpening equivalent to 220g, 1000g & 4000g without changing stones.



**£359.99!**

Yandles.co.uk

01935 822 207

The winner of this amusing competition was Ken Tatham with his very unusual illuminated top.



Ken Tatham's winning top, Stationary and spinning.

Lionel Crabbe who has done sterling work manning the charity stall this year made a presentation on behalf of the club to Pat Marson Nurse Manager of the "Cardiac Rehabilitation Unit". The sum collected over the year was a magnificent £783.18.



The three winners receiving their trophies from Pat Marson

Finally in appreciation of their considerable efforts, bouquets of flowers were presented to Mary Johnson and Margaret Elliott. Don and Jim were rewarded with a voucher to be redeemed at the club shop.



Entries for the three categories of competitions

**THE MAIL ORDER  
ABRASIVE SPECIALISTS**

Sanding needs as much care as construction and design. As much care needs to be taken in sanding as in the construction of a piece of work. A few minutes poor sanding technique can irreversibly destroy great craftsmanship and many hours work.



**THE ULTIMATE ABRASIVE!  
RB406 J.FLEX. TRIAL PACK**

1M OF CLOTH IN EACH OF THE FOLLOWING GRITS.

P80, P120, P240 AND P320 **£14.75** INC VAT ORDER CODE **12806 RB406**

J.Flex is the best abrasive for every workshop. It's ideal for turning, woodworking and metal working. The distinctive blue abrasive with the yellow backing is the softest and most flexible abrasive we have ever discovered. The ultimate abrasive for all kinds of woodworking, especially sanding in acute areas. This cloth can be twisted and folded without grain dis-adhesion. Rolls are 100mm wide. **ALSO AVAILABLE BY THE METRE.**



**VELCRO-BACKED ROLLS.**

TRIAL PACK 1M OF P100, P150, P240 AND P320 PLUS A SAMPLE STRIP OF VELCRO REPLACEMENT WITH PEEL OFF SELF ADHESIVE BACKING. **£14.75** INC VAT ORDER CODE 13159 ALSO AVAILABLE BY THE METRE. PLUS - IT PAYS TO BUY BIG. WITH OUR BULK RATE PRICES YOU'LL SAVE MONEY ON THE GRITS YOU USE MOST.

Cut off any length to suit your own sanding application. Every workshop should have at least two or three grades of this to hand. Especially manufactured by Hermes abrasives for us. Ideal for those shop made sanding devices which you can now make to your own specification. Hook and loop, or velcro attachment does away with the unpleasant task of clamping the paper to the machine, allows rapid changing of the sheet and encourages the use of more grits extending the finish quality and life of the abrasive. Rolls are 115mm wide.

For your free catalogue call 01636 688888 or e-mail [sales@abrasivesplus.com](mailto:sales@abrasivesplus.com) or visit our on-line shop at [www.abrasivesplus.com](http://www.abrasivesplus.com) where all our products are featured and it's free carriage!

**CSM ABRASIVES PLUS UNIT 2 NORTHERN ROAD, NEWARK, NOTTINGHAMSHIRE, NG24 2EH**  
TEL - 01636 688888 FAX - 01636 688889 [sales@abrasivesplus.com](mailto:sales@abrasivesplus.com) [www.abrasivesplus.com](http://www.abrasivesplus.com)

# Introducing the Brand New Range of Woodturning Chucks and Jaws

We are extremely proud to introduce the brand new range of Record Power woodturning chucks and jaws. This exclusive new range has been developed using Record Power's extensive experience and knowledge of woodturning in conjunction with a group of highly experienced professional and hobby woodturners, to bring you the ultimate in quality, versatility and value.




#### Precision Engineered Gears

Super Geared True-Lock™ technology ensures high levels of accuracy to provide smooth and solid operation.



#### Jaw Fixing System

The SC3 and SC4 feature a jaw fixing which will not only fit the Record Power series of Jaws but is also fully compatible with Nova and Robert Sorby brand jaws.



#### Heavy Duty Jaw Slides

The improved and enlarged jaw slides give unsurpassed holding power and load bearing ability. They are made from high tensile steel, reinforced with nickel and copper and heat-treated to ensure superior strength.



#### Sealed Backing Plate with Full Indexing

The SC4 features a strong backing plate to protect the gear mechanism from dust and 72-point indexing around the full circumference.



**Brand New Exclusive Jaw Range**  
Fully compatible with Nova brand chucks.



See online for full details

#### SC3 Geared Scroll Chuck Package



#### SC4 Professional Geared Scroll Chuck Package



**RECORD POWER**  
ESTABLISHED 1909®

Over  
**100**  
years

Experience • Knowledge  
Support • Expertise

RECORD POWER

STARTRITE

CORONET

BURGESS

Incorporating some of the most famous brands in woodturning, Record Power have been manufacturing high quality machinery for over 100 years. B.I.G. - belts provide support for thousands of chucks over the world. 50 years old, when you use it daily, use. Test many of the sound engineering products and services you'll find from us. RecordPower.co.uk

www.recordpower.co.uk Tel: 01246 571 020



# A

## Workshop Demonstration Weekend November 19th - 20th., 2005

Club member Ron Craythorne opened his workshop once again for the 7th., year in succession for a turning demonstration weekend.

Ron was joined by two other club members - John Bradbury and Bob Heathman and all three were ably assisted by more woodturning friends and their wives.

Sixty members of the public attended on the Saturday and were treated to some fine woodturning displays as there were three lathes in operation producing a wide and varied



Ron Craythorne at his lathe

type of work. Items of turning were on display and a good selection was available for sale in the workshop, and further items were to be located in the house where Ron's wife Joy and the other ladies were providing refreshments on this sunny but cold day.



Joy Craythorne with a wonderful display of turned work

A small entrance fee was charged and raffle tickets could be bought, as there were three prizes on offer for the lucky winners.

Another forty people attended on the Sunday making this a very successful and enjoyable

weekend. A proportion of all money taken was donated to the chosen charity who received a cheque for the magnificent sum of £310. ■

Editor's Interview (January 2006)

## **YOUR TURN TO TALK ..... Derek Rogers.**

Derek Rogers was born and brought up in Coventry and has lived here all his life.

On leaving school at Christmas in 1946 Derek found himself two weeks later in January 1947, working on the track at the Humber factory in Coventry building the "Hillman Minx" engine, working alongside his father, and this is where he stayed for all of his working life (44 years with the same company) up to the age of 60. Derek then took a part time job in a school as maintenance man which he held until he became 65 years old.

Derek still lives in Coventry with his wife Gwen. Derek and Gwen have three children, eight grandchildren and one great grandchild.



Derek in his workshop.

### **Q How and when did you become involved in woodturning?**

It was about 1991 when at one of the shows, NEC I think, I had seen a professional woodturner turn some captive rings, I thought I would have a go at that, so I had a black & Decker drill, set up in a stand on the bench. The problem here was that when the drill was switched on it started at full speed, the noise was terrible, and you needed to wear earplugs.

### **Q Have you had any professional tuition?**

Only off Roger Warren-Finding who started running classes at Coombe Abbey in about 1994. I enrolled through the Council and started with Roger together with about eight other students. The cost of a full days tuition was £6 and this went on for about two years, when Roger then suggested starting a club in Coventry. This was when the "Coombe Abbey Woodturners" was born.

### **Q What Make was your first lathe?**

Forgetting the Black & Decker drill, my first proper lathe was a Record DML 24. which I used for some time before upgrading to satisfy my growing turning ambitions, to a Record CL2, which allowed me to turn bigger diameters and up to 36” long.

### **Q What is your present lathe?**

I have two lathes, a “Record RMPL 300” which can accommodate 12” between centres and my big lathe is a “Nova 3000” with 8 speeds which I bought two years ago from “Good Timber” at Nether Heyford. The lathe was on display there and included the outboard turning attachment. The people at Good Timber carried the lathe out to my car so that I didn’t have to do any lifting at all.

### **Q Do you specialise?**

No I don’t specialise in anything, I like to have a go at everything that comes into mind. I don’t turn many bowls these days as there appears to be bowls everywhere so I do more spindle turning, like my Victorian lady



Just a small selection from Derek’s vast collection of pieces. Notice the Disneyland Castle in the background and the Victorian lady at front right, also far left the Wading Birds which Derek made after a picture in a book took his eye.

with a little umbrella and the Castle which I call Disneyland, The Wading Birds was copied from a picture in a book when I thought I would have a go at recreating them in wood.

**Q Do you sell your turned pieces?**

Yes at shows which the club attends, it all helps to to make a couple of bob, and also I have turned for charity where we gave 20% of our sales to the charity. On one occasion we turned nothing but mushrooms and sold them for 50 pence each, where all of the money made went to the charity.

**Q How long have you been a member of Coombe Abbey Woodturners?**

Since its inception in about 1994.

**Q What aspect of club meetings do you most enjoy?**

The camaraderie, the friendship, knowing you are among chaps who love doing the same thing as yourself, turning wood, or like my wife says ‘going out and buying an expensive bit of wood, sticking it in the lathe and turning it to sawdust’.

**Q Do you attend other clubs meetings and demonstrations?**

No I don’t go to other clubs but I have been to seminars like the AWGB seminar which was held at Warwick university where I served as a Steward.



Vase in Merranti, hollowed and sculpted with a leaf pattern

**Q Whose woodturning work do you most admire?**

I haven't got one particular person that I admire but I do like Jimmy Clewes, Garry Rance and Ray Jones who are all good turners and their work is first class.

**Q What advice would you give to a person contemplating taking up woodturning?**

The best advice that can be given is - don't go out and look for an expensive lathe or buy lots of turning tools, as you would need an absolute fortune, and then find out that woodturning is not your cup of tea. So I would say get a reasonably cheap lathe for a start, and only get yourself about 4 tools, a spindle gouge, bowl gouge, definitely a parting tool, and roughing Gouge, and it's surprising what you can do with those four tools. A skew chisel is good if you are confident in using it. Also do try and get advice off an experienced woodturner in their use.

**Q What direction would you like to see the club take in the future?**

My personal feeling is that I would like to see more people involved at our "Hands On" sessions, actually using the lathes instead of always sitting in the background and letting the same people do the turning each time . They need to learn how to handle the tools but they don't improve because they don't get the free personal tuition. ■



Derek's "Bandstand Clock"

# PROOPS BROTHERS

ENGLAND • EST 1946

.COM

ALL PRICES INCLUDE POST AND PACKING

1000'S OF OTHER PRODUCTS

## INSIDE, OUTSIDE PLASTIC CALLIPERS



Measurements

0 - 200mm M7176 **£4.60**

0 - 350mm W3509 **£6.80**

## OILSTONE & BOX



**£5.50**

Fine and  
course sides  
W3330

## CABINET SCRAPERS



Set of 4  
W8014

**£11**

## CHUCKS

Drill Chuck Set of 4  
6mm 1MT,  
10mm, 13mm & 16mm  
with 2MT Arbor  
Product code M7175  
Also available individually



**£24**

## HARDWOOD SQUARES



75mm Hardwood & brass tri-square

W8000 **£3.60**

## 20MM FINGER SANDER

Spring Loaded Mini Precision Sander,  
20mm & 3 spare sanding belts .  
UK Made Product code W3202  
10mm and 40mm widths also available

**£4**



Hardwood sliding bezel

W8002 **£3.60**

## MAGNIFYING LAMP LIGHT 5 DIOPTR. DAYLIGHT BULB

Product code V5200

**£36**



Set of 4 Chip Knives W3249 **£23**

Proops Brothers Ltd 34 Saddington Rd. Fleckney, Leicestershire, LE8 8AW  
TEL. 0116 2403400 [WWW.PROOPSBROTHERS.COM](http://WWW.PROOPSBROTHERS.COM) EBAY USER NAME: SPOORP

# Let TMS look after your Volvo



## SALES // SERVICE PARTS // ACCESSORIES

With over 300 years combined experience of working with Volvo, nobody knows your Volvo like **TMS**.

With award-winning levels of customer service and state-of-the-art facilities at Trinity Marina, what ever your Volvo requirements, the **TMS** team can deliver.

*Call in and  
see us soon!*



**QUALITY • CARE • PERSONAL SERVICE**



### **TMS VOLVO HINCKLEY**

Trinity Marina, Coventry Rd,  
Hinckley, Leicestershire LE10 0NF

**TELEPHONE: 01455 632478**

[www.tmsmotorgroup.co.uk/volvo](http://www.tmsmotorgroup.co.uk/volvo)

# 3-Piece Mini Carbide Turning Tool Set



The Mini Carbide Turning Tool Set is ideal for turning small projects, such as boxes and goblets, and is also extremely useful for turning pens in wood and acrylics. The set consists of three tools, each with a rubber handle for extra grip and comfort to reduce fatigue. The carbide cutters will stay sharp for a long time and when required, they can be rotated to give a fresh edge or can simply be replaced. Each tool features its own cutting profile; round, square and diamond-shaped, perfect for roughing out, finishing and fine detail work.



*"This set is really good and exceeds my expectations. A good selection of tools presented in a robust carry / storage case. Really good value for money."*

Phill, Turners Retreat customer



**Price: £74.95 inc. vat**  
**Code: CTT1**

Prices may be subject to change without notification.



Scan the code to watch the tools in action.



[www.turners-retreat.co.uk](http://www.turners-retreat.co.uk)

01302 744344 | [eshop@turners-retreat.co.uk](mailto:eshop@turners-retreat.co.uk)

2 Faraday Close, Harworth, Nottinghamshire, DN11 8RU

32





## Lime Wood

“Coventry Scouts Campsite have donated a quantity of Lime wood to Coombe Abbey Woodturners. It is green wood that has been cut into rough blanks. It is available on a first come, first served basis for a small donation to Coventry Scouts and can be collected from the workshop at Coombe. Please arrange with a Committee member for access.”



oOo

## Dolls House Bits

Are you a dolls house maker? Do you want some window frames etc. for free?

I have various bits that just need a dust, I am not certain but I think they are made out of sapele wood.

1 Staircase 32cm long, 1 newel post + 8 stair spindles,+ a few hand rails (I think)

2 doors 7.5cm by 17.6cm and 9 mini hinges,

14 windows 4x4 frames 10cm by 13.7cm

1 windows 4x3 frames 10cm by 10.5cm

4 windows 3x4 frames 7.5cm by 13.7cm

2 windows 3x2 frames 7.5cm by 7.2cm

3 windows 3x3 frames 7.5cm by 10.8cm

7 window boxes (some unfinished)

Various chimneys

Fake grass/gravel

3 bags of different sized panel pins

All sizes are approximate.

If you want them, **please contact Janet Blake 07817607874**

*New  
Product*

# charnwood

*New  
Product*

*Woodworking machinery at its best!*

## B250 10" Premium Bandsaw



**New Premium Grade 10"  
Woodworking Bandsaw ideal for  
woodturners**

- Huge 6" Cutting Depth Capacity
- 10" Cutting Width (Throat)
- Supplied with High Quality British Made Blade
- Precision Ground Cast Iron Work Table
- Quick Action Lock On Rip Fence
- Crosscutting Mitre Guide Included
- Quiet Induction Motor
- Mains Powered LED work Light
- Integral Dust Collection Tray
- Includes Floorstand
- Primarily used for Woodworking

**£299**

Also available

B300 12" Premium Bandsaw £459

B350 14" Premium Bandsaw £579

Now in stock & on display in our  
Leicester Showroom

For our full range of Bandsaws  
call 01530 516926 for your FREE catalogue  
or visit our website [www.charnwood.net](http://www.charnwood.net) or showroom at  
Cedar Court, Walker Road, Bardon Hill, Leicester, LE67 1TU

## Sad News

It is with the saddest heart that I pass on the following news. Please join me in remembering a great icon of the entertainment community.

The Pillsbury Doughboy died yesterday of a yeast infection, and complications from repeated pokes in the belly. He was 71.

Doughboy is survived by his wife, Play Dough, two children, John Dough, and Jane Dough, who has one in the oven. He is also survived by his elderly father, Pop Tart.

Doughboy was buried in a lightly greased coffin. Dozens of celebrities turned out to Pay their respects, including Mrs. Buttersworth, Hungry Jack, The California Raisins, Betty Crocker, the Hostess Twinkies and Captain Crunch. The grave site was piled high with flours.

Aunt Jemima delivered the eulogy, and lovingly described Doughboy as a man who never knew how much he was kneaded. Doughboy rose quickly in show business, but his later life was filled with turnovers. He was not considered a very smart “cookie”, wasting much of his dough on half-baked schemes.

Despite being a little flaky at times, he still, as a crusty old man, was considered a roll model for millions.

The funeral was held at 3:50 for about 20 minutes.

————— o0o —————

### **BACK COVER PICTURE.....submitted by Barry Coles.**

This tree is a Baobab Tree which, it is said, looks as if it has been planted upside down. This tree is in the Limpopo area of South Africa just south of the border with Zimbabwe. It is thought to be the largest living organism in the world and has a girth of 42 metres. It is hollow inside and contains a two room pub with a small bar!

