

Coombe Abbey Woodturners NEWSLETTER

August



2023

This Month's Sponsor

RECORD POWER
ESTABLISHED 1909®

DATA PROTECTION

Your personal details are held on a computer belonging to an officer of the Coombe Abbey Woodturners. Your details are purely for the use of the Club, and are not passed to any third party. If you object to your name, address and telephone number being held on a computer belonging to an officer of the Club, then please write to any member of the committee.

HEALTH & SAFETY NOTICE

Woodturning can be dangerous! Always follow the manufacturers' instructions and safety advice when operating power tools. Never try the techniques shown at our demonstrations or in our Newsletter if you are unsure or the procedure does not feel safe. Always use the guarding and other safety equipment.

The Club takes reasonable care to operate and instruct in a safe manner and strongly recommends all members to follow the Club's Health and Safety rules and the guidance notes that the AWGB issue in their Revolutions magazine from time to time.

Committee Members and Contacts

Chairman	Graham Ball
Vice Chairman	Giles Headley
Treasurer & Membership Secretary	Lee Cartwright
Secretary	Rod Young
Events Secretary	Eric Taylor
Newsletter/Web Site Editor	Rob Sheehan Graham Cashmore Peter Orange Pat Hanley
Training Coordinator	Michael Archer
Library Custodian	Gary Jones

Website: <https://www.coombeabbeywoodturners.org>

Copy Deadline for the September issue of the Newsletter is:-
Friay 25th August 2023

Please forward your News, Stories and Photographs to:-
Robert Sheehan- Newsletter Editor -
M: 07905 185122. E-mail: robshsheehan@virginmedia.com

© Copyright Coombe Abbey Woodturning Club 2023

The content of this newsletter must not be copied or reproduced without the written permission of the newsletter editor.

In This Issue

Chairman's Jottings	Page 4
Black Country Museum	5
One Line Philosopher	5
This Month's Sponsor	6
Emma Cooky Demo	8
Notices	20
Activities at other clubs	22
Equipment For Sale/Wanted	24
Members' Work	30
Workshop Training	31
Godiva Festival	32
Calendar Of Events	36

Advertisers

Record Power	Page 7
Proops Brothers	9
TMS Volvo	11
Turners Retreat	13
Charnwood	15
Crown Hand Tools	17
Henry Taylor	19
Axminster Tools	21
Chestnut Products	23
Hamlet	25
Yandles	27
CSM Abrasives Plus	29

From the Editor



Inside you will find pictures from Emma Cook's (aka The Tiny Turner) demonstration. I found it interesting and I

hope you did too. I bought some of her resin and burr wood pendant blanks. They sold well at Godiva so I thought I would make some more.

There were quite a few members' items on the display table during the demo. ***I would appreciate a few pictures and words describing what you have turned and how you did it.*** There are no demos in August so, if you don't send me any articles, the next newsletter will be all me, me, me and I want it to be more you, you, you!

I have also included some pictures from the Godiva Festival. Thanks to all members who supported the event. According to Lee, quite a bit was sold over the two days.

The Axminster Nuneaton shop has now closed. Their stock seemed to disappear very quickly so I hope you picked up a bargain or two. I know one member upgraded his lathe to the ex-demo one at a very good price.

Rob

Chairman's Jottings

Hello everyone. Here are my jottings for the August newsletter and oh, how the year is swiftly going by.

We attended the Godiva Festival at the beginning of July and it all went very well. The weather was kind



and this brought quite a lot of people out especially on the Sunday. I was so pleased that we had many members attending and helping either working a lathe, displaying and selling their work or just talking to the public about the club. Raffle tickets were being sold which benefits both the Air Ambulance, our chosen charity, and of course our own club. I would like to thank everyone who contributed to making the event a great success.

Also in July we were entertained to a brilliant demo by Emma Cook (Tiny Turner) at Walsgrave Baptist church. Emma is certainly a competent turner and her knowledge on colouring is phenomenal. If you are thinking of colouring your work then this demonstration would have been so valuable in helping you make choices. Emma talked us through everything explaining the intricacies and answering questions from her audience. I am sure Rob will be writing a report with pictures in this newsletter along with a report and pictures of the Godiva Festival.

I mentioned the Annual Raffle when I was writing about the Godiva Festival and of course the draw for this takes place on Monday 28th August which of course is a Bank Holiday. I am sure you will all have bought your raffle tickets and also taken some away to sell to others so please return the stubs and cash before the date of the draw. It would be nice to have more prizes for this draw so please try to sort something appropriate out and let us have it at the club workshop which is open on the following days - Sunday, Tuesday, Wednesday, Thursday and Friday each week.

Stay safe and keep those bevels rubbing.

Graham

Black Country Living Museum Opening of new 1930s/1940s Street

By Rob Sheehan



Most of the new shops are open with a couple opening later in the year. The people in period costume were only there for the weekend but the shop staff are always dressed in period costume.

One Line Philosopher:

Two things are infinite: the universe and human stupidity and I'm not sure about the universe.

Albert Einstein

This Month's Newsletter Sponsor. Record Power.

I am very pleased to welcome Record Power once again as a sponsor of this monthly Newsletter magazine. Over all the competition, we chose a Record Power Coronet Envoy lathe for the workshop upgrade. The quality, performance and package deal made Record Power the easy choice for the new workshop lathe. The workshop is also equipped with a Record Power band saw and several CamVac extractors.

Editor

Record Power (A Company Profile)



Record Power has a long and impressive history. Established in Sheffield, the heart of the UK's steel industry, and stretching back over 100 years, we enjoy an enviable reputation for creating high quality tools through our many years of experience and unparalleled knowledge in manufacturing and design. Our policy of continual improvement and development has seen us remain at the forefront of tool manufacturing whilst also acquiring and developing such brands as Coronet of Derby, Burgess from Leicester, the industrial brand Startrite and CamVac.

Record Power Ltd, Centenary House, 11 Midland Way, Barlborough Links, Derbyshire S43 4XA
Tel: 01246 571 020

For more information visit <https://www.recordpower.co.uk/>

**RECORD
POWER**
ESTABLISHED 1909®

THE NEW STANDARD FOR WOODTURNING

We are proud to introduce our new range of turning tools, made in the UK at our in-house production facility. Designed in consultation with and tested rigorously by professional woodturners, they represent a new standard in quality and value.

When you buy a Record Power turning tool you are investing in many years of manufacturing expertise and knowledge from a brand with a rich heritage of woodturning specialisation.

"The new Record gouges have fantastic edge longevity and strong ergonomic handles. All you need in a quality woodturning gouge: stay sharp, feel good and turn well."

Andrew Hall RPT, Professional Woodturner and Tutor



3-Piece HSS Bowl Turning Tool Set

This set contains the three essential tools for bowl turning - 3/8" bowl gouge, 1/2" domed scraper and 3/16" parting tool.

103720



3-Piece HSS Spindle Turning Tool Set

This set contains the three essential tools for spindle turning - 1" spindle roughing gouge, 3/8" spindle gouge and 1/8" parting tool.

103710



Free online educational videos available at recordpower.co.uk/turningtools



View our full range at recordpower.co.uk Bowl Gouges | Spindle Gouges | Spindle Roughing Gouges | Skew Chisels | Scrapers | Parting Tools

All prices include VAT, EXL&E.

**MADE IN
BRITAIN**

**MADE IN
SHEFFIELD**

Over
100
years
Experience • Knowledge
Support • Expertise

Incorporating some of the most famous brands in woodworking, Record Power's roots stretch back over 100 years.

RECORD POWER

CORONET **STARTFINE**

CamVoc **BLISS**

For more details visit
recordpower.co.uk or
contact your local stockist

RECORD POWER
ESTABLISHED 1909®

Emma Cook Demonstration 8/7/23

by Rob Sheehan

Emma managed to turn four projects on the Saturday. A textured & coloured bowl, a coloured platter, a crackle glaze egg and a pendant.




Textured & Coloured Bowl

Emma started with a square blank about 4" x 4" x 3" deep in Walnut. Using a 3/8" bowl gouge she turned off the corners and made it round. Emma then used a beading and parting tool to put a foot/chucking tenon on the bottom.

Outside of the Bowl

Back to the bowl gouge, she turned a curve from the base of the bowl upwards to two thirds the thickness of the blank. Emma then turned a curve starting from the top of the bowl to meet the other curve. Using a Simon Hope inertial sander, she sanded from 120 grit to 400 grit before using Chestnut Finishing Oil as a finish. Emma then cut two v-cuts on the side of the bowl using the corner of the beading and parting tool.



Hollowing the Bowl

Mounting the bowl in a chuck, Emma hollowed out the centre using a 3/8" bowl gouge. By alternating the cutting edge from left and right of centre, she prolonged the life of the gouge. Emma rolled over the top edge of the bowl and then sanded it 120 grit to 400 grit with the inertial sander.

Texturing

After using a tack cloth to remove any dust, Emma used a fishtail carving gouge F2/12 to texture the space between the lines on the outside of the bowl. When taking the small scoops of timber, she had to be careful of the grain direction so the carving was clean and



PROOPS BROTHERS

ENGLAND • EST 1946

.COM

ALL PRICES INCLUDE POST AND PACKING

1000'S OF OTHER PRODUCTS

INSIDE, OUTSIDE PLASTIC CALLIPERS



Measurements

0 - 200mm M7176 **£4.60**
0 - 350mm W3509 **£6.80**

Tool Handles



Wood Ash Handles
with Brass Ferrules
for Wood turning Tools

3 x 225mm Long **£10**
Product Code W3400

5 x 125mm Long **£10**
Product Code W8056

Woodturners 12" Outside
Plastic Calipers W3462



£3.60

OILSTONE & BOX



£5.50

Fine and
course sides
W3330

CABINET SCRAPERS



Set of 3
W8014

£9

CHUCKS

Drill Chuck 10mm
with 2MT Arbor
Product code M0412
Drill Chuck 10mm
with 1MT Arbor
Product code M0411

£11.99

£8.50



One Piece Finger Sander,
20mm & 3 Spare Belts.
Product Code W8018



£5.50

Sheffield Made SJ & JB Addis Skew Chisel HSS.

1/4" x 5/32" W8009 **£9.50**



Proops Brothers Ltd 34 Saddington Rd. Fleckney, Leicestershire, LE8 8AW
TEL. 0116 2403400 WWW.PROOPSBROTHERS.COM EBAY USER NAME: SPOORP

Emma Cook Demonstration - continued

sharp, with no tearing of the grain. The inside and the textured area were then sealed with cellulose sanding sealer.

Dry Brushing

Using Jo Sonja black gesso (you could use black paint), Emma coloured the textured area. She then demonstrated a dry brushing technique. First she used an acrylic paint but it had little effect. Emma said acrylic colours worked best on a white background. She then used a purple Jo Sonja's iridescent paint.



Emma loaded a lot of paint onto a makeup brush and then wiped off most onto a tissue. She then gently brushed the paint onto the texture catching only the tops of the texture.

Chameleon Metal Leaf

Emma painted the textured area with Polyvine metal leaf size (a type of glue). After 15 minutes it became sticky and Emma brushed on the Chameleon metal flakes. The size can remain sticky, so giving it 24 hours to dry, Emma sprays a thin coat of gloss acrylic lacquer to seal it. To better delineate the textured area, Emma spread a thin bead of fabric glue into the v-

cuts and stuck 2mm black leather cord into the v-cuts. A 45° cut at the end of the cord hides the join.



Let **TMS** look after your Volvo



SALES // SERVICE PARTS // ACCESSORIES

With over 300 years combined experience of working with Volvo, nobody knows your Volvo like **TMS**.

With award-winning levels of customer service and state-of-the-art facilities at Trinity Marina, what ever your Volvo requirements, the **TMS** team can deliver.

*Call in and
see us soon!*



QUALITY • CARE • PERSONAL SERVICE



Coventry: TEL. **02476 303132**

Hinckley: TEL. **01455 632478**

Leicester: TEL. **0116 2758800**

www.tmsmotorgroup.co.uk/volvo

Emma Cook Demonstration - continued

Radial Line Coloured Platter

Emma's second project was a coloured platter in Olive Ash (she would have used Sycamore but she has difficulty getting any at the moment). The square blank was 8" x 8" x 2" thick. Emma generally buys square blanks and doesn't cut the corners off on a band saw.

Bottom of Platter

Mounting the blank between centres, Emma used a 3/8" bowl gouge to turn off the corners and turn it to round. She then turned a foot/chucking tenon. After decorating the tenon with rings, she turned a gentle ogee on the bottom of the platter. This was then sanded to 240 grit before Emma used "True Grit" a type of abrasive wax. The final finish was a coat of Chestnut Microcrystalline wax.

Top of Platter

Mounting the platter in a chuck, Emma turned the face to a slight curve as light reflects better off a curved than a flat surface. She then sanded, sealed and blackened the surface with Chestnut Ebonising Lacquer.

Colouring

Mixing Jo Sonja's Flow Medium and violet iridescent paint (50/50 mix) with a paint brush, Emma painted a thick



amount in a circle around the centre of the platter.

She then

turned on the lathe to 2000 rpm. After stopping the lathe, she force dried the paint with a hair dryer. Emma repeated the process with a little less gold paint so as not to completely cover the violet. She then painted a ring of "size" glue round the centre and turned on the lathe. After stopping the lathe, she took the platter off the lathe and, using a paint brush, painted



Supporting makers and small businesses

Join our Community Showcase and have your work featured on our website and social media pages; no fees apply.

- We share a monthly theme
- You submit a relevant piece of work
- Send us links to your online shop and socials
- We'll post it all on our website for free!

Increase your online presence and potentially boost sales!



Turners Retreat
THE WOODWORKERS SOURCE

www.turners-retreat.co.uk



Works submitted must be your own and must be made using at least one product purchased from Turners Retreat.




Scan me!

Emma Cook Demonstration - continued

purple chameleon powder over the surface going in lines from the centre outwards so as not to blur the existing paint. Again, a light spray of acrylic lacquer covers any size that hasn't dried. The chameleon powder goes much further than the chameleon flakes so not as much is required.

Centre Bowl

Emma then turned out the centre to create a natural timber shallow bowl in the centre of the platter. To further balance the proportions, she also turned a v-cut approximately 10 mm out from the central bowl rim.



On why certain items sell better and at a higher price than others, Emma said that galleries regard uncoloured timber as “craft” but coloured work as “art”.

Crackle Glaze Egg Box

Starting with an Olive Ash blank 2 1/2” square by 4” long, Emma used a spindle roughing gouge to turn it to round and cut a



chucking tenon on both ends. She then turned a rough egg shape but couldn't go too deep at this stage as it affects the chuck hold. Emma used a slim parting tool to separate the two halves of the box. She chose to split it with the top (pointy end) slightly longer than the bottom (big end). Emma first hollowed out the



Woodworking machinery at its best!


e-mail: sales@charnwood.net

Tel: 01530 516926

www.charnwood.net

We carry an extensive range of Pen Sets, simply match with your favourite blank to create the Perfect Pen

This industrial looking **Warrior Click pen** will impress anyone. The O Rings compliment the look, whilst providing a comfortable writing experience



WC1

Gold

WC2

Gun Metal

WC3

Chrome

This **Hexagonal Click pen** has a rugged design, ready for any tough use.

HC1
Gun Metal



HC2
Chrome



This **Elegant Beauty Twist** is a very stylish pen. Perfect for adding a touch of sophistication



EB1

Gold & Gun Metal

EB2

Antique Bronze

EB3

Rose Copper

A classic antique style pen, the **Spiritual Twist pen** takes you back in time.

ST1
Rose Copper & Gun Metal



ST2
Antique Bronze



Kits are supplied complete, spare parts are also sold separately



Showroom Address: Unit A Cedar Ct, Walker Rd, Bardon Hill, LE67 1TU

Emma Cook Demonstration - continued

pointy end with a spindle gouge followed by a carbide tipped tool to achieve a smooth finish. Then, holding the bottom of the box in the chuck, Emma hollowed it out and kept adjusting the join until the top was a snug fit. The egg box was sanded but not sealed.

Crackle Glaze

Emma painted the egg a two-tone blue. This first coat colour will appear in the cracks of the final egg. Any colour can be used - white, black, blue, green etc., but a gold base coat and black top coat looks good. Then she applied the Jo Sonja's Décor Crackle paint. Using too much will create a few large crackles so a thin coat is better. It takes about 2 hours to dry but a cool hair dryer dried it quicker for a demo. This layer stops the next paint layer from bonding to the first paint layer. Emma then applied a quite thick pink top coat. You must not overcoat this layer. A bit of crackling started. Emma then applied the Crackle Medium. Again, this is painted on but don't paint over what has already been painted. The crackle glaze takes **five** days to cure properly. After it has dried, acrylic gloss lacquer can be sprayed on. Emma prefers a black top coat as a thin coat of black covers any colour underneath and a thin top coat produces the best size and number of crackles.



INTRODUCING THE NEW REVOLUTION

The 'revolution' is a completely new hollowing system from the world leaders in fine turning tools. From its beautifully weighted handle to its cryogenically treated cutting tips the 'revolution' is designed to be the finest hollowing tool on the market.

The modular articulated design allows the woodturner the freedom and flexibility to configure the tool for any situation. From straight vases to heavily undercut hollow forms the 'revolution' has it covered.

At the heart of the 'revolution' is the new fully depth adjustable 'super ring' the revolutionary design of the 'super ring' ensures clean efficient wood removal at all times with 5 different cutting tips and modular articulation design the revolution is a must have tool for all woodturners.



- Supplied with 5 different cutting tips for unrivalled flexibility.
- Clever modular design allows for many different configurations.
- All collars and collets beautifully machined from solid 'marine grade' brass billet.
- High performance cryogenically treated cutting tips for vastly improved wear resistance.
- New adjustable 'Super ring' allows ultra efficient wood removal without clogging.
- Slim-line articulated tip design for unrestricted access to those hard to reach cuts.
- Expandable.
- Hand made in Sheffield, England.



Tel. 0114 261 2300
Fax. 0114 261 2305

Web. www.crownhandtools.ltd.uk
Email. info@crownhandtools.ltd.uk



Emma Cook Demonstration - continued

Resin/Wood Pendant

Emma makes a 2" cube of burr wood and coloured resin. She uses Alumilite Urethane resin in a pressure pot to remove bubbles. The wood must have a moisture content of less than 5% to be used with the resin. These are then sliced into 10 mm



thick blocks and sold for people to make pendants. Holding a pendant block between steb centres



(normal centres can't be used), Emma turned the square block to round. She then used double sided tape to hold the round blank to a flat wooden jig held in the chuck. Turning fast with a sharp gouge and light cuts produces the best results. Emma turned a slight dome on the front and sanded 320 grit to 600 grit. Swapping the jig for one with a slight concave (to match the domed front of the pendant), Emma turned away most of the thickness until she could dome the front leaving a thin flat edge. Emma then polished it on a Chestnut buffing system rotating at 1500 rpm, using first a metal buffing compound followed by a soft plastics buffing compound. She then drilled a 1 mm hole near the top of the pendant and fitted a "pinch bail". The neck cord fits through the pinch bail.





HENRY TAYLOR

(TOOLS) LIMITED

EST. 1834



*Visit our website to
find your local stockist:*

www.henrytaylortools.co.uk/stockists

web: www.henrytaylortools.co.uk | email: sales@henrytaylortools.co.uk | tel: 0114 234 0282

Notices

Library News

We now have 65 books to borrow. The charge is £1 per book which is refunded when the book is returned. A list of them all with brief description is available to view on the Club's website.

Contact Graham Jones.

Booking Training Sessions

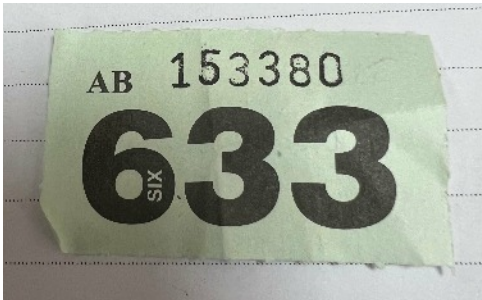
Michael Archer is now handling all training session bookings.

Please phone him

Leave a message if there is no answer. Waiting time currently approx 2 months. Do not book a session without Michael's prior agreement.

50/50 Raffle for July

The winner was ticket 633.. Congratulations to Don Kildin.



CHUCKS THAT LAST A LIFETIME

AXMINSTER
woodturning

We guarantee it!

Chosen by professional woodturners across the world, the **Axminster Woodturning Evolution Chucks** are in a league of their own. Made entirely in house and precision engineered from stainless steel using the latest CNC machinery, there is no room for error. So sure are we of the quality, the Evolution Chuck Systems now come with a Lifetime Guarantee.

Axminster Woodturning Evolution Chuck Packages

With carefully selected accessories, you have everything you need from initial turning all the way to the end of a well completed project. Our chuck packages contain:

- Evolution SK114/SK100 chuck
- C dovetail jaws
- Faceplate ring
- Screw chuck
- Soft grip chuck key
- Long accessory mounting jaws



SK100 Evolution Chuck Package

Chuck diameter: 100mm
Code: 108565+ | **From £299.98**
Please see website for all thread sizes.



SK114 Evolution Chuck Package

Chuck diameter: 114mm
Code: 106874+ | **From £329.98**
Please see website for all thread sizes.

LIFETIME WARRANTY

Available on SK100 and
SK114 Evolution Chucks
Full terms and conditions apply*



Woodturning Jaws

Our chuck systems are fully compatible with our huge variety of quality woodturning jaws. Scan the QR code to shop the range.



For the full Axminster Tools range, **visit one of our stores**, search axminstertools.com or call **03332 406406**

*Button Jaws and Srep Jaws are made from aluminium. Prices valid at time of printing. For up-to-date pricing and for full terms and conditions please visit axminstertools.com. All prices subject to availability and subject to change without notice. E&OE.

AXMINSTER • CARDIFF • HIGH WYCOMBE • NEWCASTLE • SITTINGBOURNE • WARRINGTON



AXMINSTER TOOLS

We share your passion.

Rated 'Excellent' on Trustpilot

More Details - and Tickets - at
www.woodturningweekender.co.uk



WOODTURNING 4 WEEKENDER NATIONS



A seminar-style weekend of fantastic woodturning! Informative and informal, it's a great opportunity to watch great demonstrators in action, ask questions, and chat to other woodturners. It's possibly the friendliest woodturning event you'll attend! Here are just two comments (of many) about previous Weekenders:

- *Thanks for a fabulous weekend. It exceeded our expectations by a country mile – Shirley and Paul H*
- *Great service, great Weekender, great company – John*



Heywood Civic Centre
Heywood
Nr Manchester

5-6 August
2023

Tickets
from £30

FEATURING FULL DEMONSTRATIONS
FROM OUR HEADLINING TURNERS



Jason Breach



Jay Haryel



Gary Lowe



Joe Laird

Plus Displays, Demos and Sales During Intervals.

SUPPORTED BY



Sign up for our mailing list by scanning the QR code below, or by visiting woodturningweekender.co.uk



Equipment For Sale

Disclaimer

The club is not responsible for any item appearing on these pages. The buyer and seller must make their own arrangements as to the condition, suitability, delivery, payment and price etc.

Coombe Abbey Woodturning club is selling one of their Vicmark VL100 lathes including stand, drive centre, live centre faceplate and knockout bar. A chuck is NOT included. Asking price is £250.

Contact Graham Ball, Lee Cartwright or Eric Taylor.

REXON GPT-318A thicknesser.

In working order. £150 ONO
Cutting width max 318mm Depth
of cut 5-153mm. Contact
Mick Fitzpatrick 07967993106 or
email mickfitz414069@gmail.com
Pick up locally in Coventry.



For Sale:- Axminster Craft AC370WL Lathe on its own stand.

To Include: Clubman SK100 Chuck Package with Dovetail jaws, Chuck Key, Faceplate Ring & Worm screw Chuck, 150mm Faceplate, Revolving Centre, Banjo Extension. Knockout Bar & Spanner.

This Lathe has been well looked after and is in excellent condition.

On Sale for £395.

Contact Rod Young if you wish to view.

CHESTNUT FINISHES

Any item from the catalogue can be supplied.

10% discount on Chestnut finishes
for Club members.

Ring: Eric Taylor on 02476 328831



Brought to you by:
HENRY TAYLOR
(TOOLS) LIMITED
EST. 1834

hamlet

CRAFT TOOLS

Find your local stockist at:

www.hamletcrafttools.co.uk/stockists


email: sales@hamletcrafttools.co.uk

tel: 0114 232 1338

web: www.hamletcrafttools.co.uk

Equipment for sale - continued

Jubilee Lathe. Offers around £500. See Graham, Lee or Eric. Tools and chuck included. Currently dismantled for storage but was fully working.





Yandles



**TIMBER SELF-SELECTION CENTRE
TOOLS & MACHINES | ARTS & CRAFTS
GIFT & HOME | SAWMILL | CAFÉ**

**A shopping experience for all in the
Heart of Somerset**

FREE CAR PARKING | OPEN EVERY DAY

📍 Martock, TA12 6JU

☎ 01935 822 207

🌐 www.yandles.co.uk



Equipment for sale - continued

- 1) A small engineers lathe. Only name on it is Blackrock. Price £225
- 2) A vertical milling machine by Chesters of Birkenhead. Model Champion. Plus attachments. Price £250.00. Only used to make lace bobbins.
- 3) Bone lace bobbin blanks about 250. £1.75 each in bulk

Contact EricTaylor 07762 129816



Sanding needs as much care as construction and design. As much care needs to be taken in sanding as in the construction of a piece of work. A few minutes poor sanding technique can irreversibly destroy great craftsmanship and many hours work.



THE ULTIMATE ABRASIVE! RB406 J.FLEX. TRIAL PACK

1M OF CLOTH EACH OF THE FOLLOWING GRITS

P80, P120, P240 AND P320 **£14.75** INC VAT ORDER CODE **12806 RB406**

J.Flex is the best abrasive for every workshop. It's ideal for turning, woodworking and metal working. The distinctive blue abrasive with the yellow backing is the softest and most flexible abrasive we have ever discovered. The ultimate abrasive for all kinds of woodwork, especially sanding in acute areas. This cloth can be twisted and folded without grain dis-adhesion. Rolls are 100mm wide. **ALSO AVAILABLE BY THE METRE.**



VELCRO-BACKED ROLLS.

TRIAL PACK 1M OF P100, P150, P240 AND P320 PLUS A SAMPLE STRIP OF VELCRO REPLACEMENT WITH PEEL OFF SELF ADHESIVE BACKING. **£14.75** INC VAT ORDER CODE 13159 ALSO AVAILABLE BY THE METRE. PLUS - IT PAYS TO BUY BIG. WITH OUR BULK RATE PRICES YOU'LL SAVE MONEY ON THE GRITS YOU USE MOST.

Cut off any length to suit your own sanding application. Every workshop should have at least two or three grades of this to hand. Especially manufactured by Harries abrasives for us. Ideal for those shop made sanding devices which you can now make to your own specification. Hook and loop, or velcro attachment does away with the unpleasant task of clamping the paper to the machine, allows rapid changing of the sheet and encourages the use of more grits extending the finish quality and life of the abrasive. Rolls are 115mm wide.

For your free catalogue call 01636 688888 or e-mail sales@abrasivesplus.com or visit our on-line shop at www.abrasivesplus.com where all our products are featured and it's free carriage!

Members' Work



Members' Work - continued



Workshop Training



Ella and her goblet.
Taught by Lee

David and his bowl.
Taught by Rob

Godiva Festival 2023



On this and the next page:
The Coombe Abbey stand.
Display items, items for sale,
charity items and the raffle
prize.



Godiva Festival - continued



Godiva Festival - continued



Top - CAWT stand,

Middle - Birds of prey

Bottom - Cars



Godiva Festival - continued



Top - Music stage

Above - Food stalls

Left - BMX bike display

Calendar of Events 2023

September 9	Demo by Two Members	Walsgrave
October 20	Paul Fryer	Shilton
December 9	Christmas party 12:30 start	Walsgrave

Calendar of Events 2024

January 6	AGM	Walsgrave
March 16	TBD	Walsgrave
April 20	TBD	Walsgrave
July 13	TBD	Walsgrave
September 7	TBD	Walsgrave
December 14	Christmas party 12:30 start	Walsgrave

Meeting Locations:

*Walsgrave Baptist Church, 10am - 4pm
Hinckley Road, Coventry, CV2 2EX.*

*Shilton Village Hall, 6:30pm - 9pm
Wood Lane, Shilton, CV7 9JZ*

Next Meeting

Demonstration by Two Club Members
Saturday 9th September at Walsgrave Baptist Church
10 am - 4pm

Coming up

Friday October 20th Demonstration by Paul Fryer