

# **Coombe Abbey Woodturners NEWSLETTER**

**April**



**2026**

***This Month's Sponsor***



### DATA PROTECTION

Your personal details are held on a computer belonging to an officer of the Coombe Abbey Woodturners. Your details are purely for the use of the Club, and are not passed to any third party. If you object to your name, address and telephone number being held on a computer belonging to an officer of the Club, then please write to any member of the committee.

### HEALTH & SAFETY NOTICE

Woodturning can be dangerous! Always follow the manufacturers' instructions and safety advice when operating power tools. Never try the techniques shown at our demonstrations or in our Newsletter if you are unsure or the procedure does not feel safe. Always use the guarding and other safety equipment.

The Club takes reasonable care to operate and instruct in a safe manner and strongly recommends all members to follow the Club's Health and Safety rules and the guidance notes that the AWGB issue in their Revolutions magazine from time to time.

### Committee Members and Contacts

Chairman, Treasurer & Membership Secretary	Lee Cartwright
Vice Chairman	Giles Headley
Secretary & Library Custodian	Peter Orange
Events Secretary	Patrick Byrne
Newsletter & Web Site Editor	Rob Sheehan
Training Coordinator	Michael Archer
	Graham Ball
	Rod Young
	Phil Steele
	Graham Hudspith
	Gillian Henley-Clover

Website: <https://www.coombeabbeywoodturners.org>

**Copy Deadline for the May 2026 issue of the Newsletter is:-  
Thursday 23rd April 2026**

Please forward your News, Stories and Photographs to:-  
Robert Sheehan- Newsletter Editor -  
M: 07905 185122. E-mail: [robshsheehan@virginmedia.com](mailto:robshsheehan@virginmedia.com)

© Copyright Coombe Abbey Woodturning Club 2026

The content of this newsletter must not be copied or reproduced without the written permission of the newsletter editor.

## In This Issue

Chairman's Jottings	4
One Line Philosopher	5
This month's Sponsor	6
Chris Parker Demo	8
Members' Work	36
Items For Sale	37
Activities of Other Clubs	45
Coombe branded items	46
Workshop Charge Notice	47
Calendar of Events	48

## Advertisers

Chestnut Products	7
Hamlet	9
Yandles	11
CSM Abrasives Plus	13
Record Power	15
Proops Brothers	17
TMS Volvo	19
Turners Retreat	21
Charnwood	23
Crown Hand Tools	25
Henry Taylor	27
Motor Control Warehouse	29

## From the Editor



In this issue, you will find my report on the demonstration by professional turner Chris Parker. Chris showed us

texturing and colouring techniques during his full day demo.

On Easter Bank Holiday, Sunday 5th & Monday 6th April, we will be demonstrating and selling raffle tickets and charity items at Coombe. This will be the first outing for our new, larger, gazebo. Please come along and help.

On Sunday April 12th, we will be at the Daffodil Festival at Newham Paddock, Monks Kirby. We will be demonstrating and selling charity items. Please come along and help.

Our next demonstrator is chairman Lee Cartwright, at Shilton Village Hall, on Friday 24th April.

Woodworks at Daventry is fast approaching. Can Christmas competition winners please bring in their piece for display on the stand. And we need more fruit turning please!

Regards

*Rob*

## Chairman's Jottings

Hi everyone hope you are all well.

We had our first Demo at Walsgrave for 2026 on the 14th March. The demonstrator was Chris Parker and the day was very interesting with many items covered with texturing and colour being the main theme.

It was a disappointing turnout with only 17 members turning out on the day.

We need to put the finishing touches to the new display units for Daventry. A big thank you to Gillian Henly-Clover for making the new tablecloth.

We now need to start finalising plans for Daventry Woodworks 2026. If you have pieces for the bowl of fruit, please bring them into the workshop with your name on the bag and we will select several items. Also, if you have items to display on the stand again please either bring them to Daventry first thing on Saturday morning or to the workshop with your name on them suitably wrapped and packed.

The main competition piece is a Bowl of fruit (to be on table for 10.00am Friday morning), so if you are interested in turning pieces of fruit or a large bowl, please approach one of the committee or drop off your pieces at the workshop with your name on them so pieces can be chosen for the final piece.


Other competitions include

2-day piece is a 3-legged Stool (to be completed by 13.45 Saturday).

1hr 15 mins Goblet with Captive ring (Friday 14.00-15.15).

1hr 30 Mins decorated platter (Saturday 12.00 - 13.30).

If you are interested in taking part in one of these other competitions over the weekend of Daventry, please put your name forward to the committee



or on the sheet in the workshop. We will also want volunteers to take equipment and help set up, so again please let us know if you want to help.

Set up for the show is Thursday 31st 17.00 - 20.00 and Friday from 7am.

We have received the new 6x3m Gazebo for club events which we will try out over Easter weekend at Coombe, we are looking for volunteers to help over the Sunday & Monday.

We have produced a tri fold with all information confirmed as far as possible, but this will be added to through the next month or so and will be available to print as part of the newsletters.

## **OUT-STANDING MEMBERSHIP RENEWALS 2026**

Club and AWGB memberships are now overdue (these should have been paid by end of January) please make sure you renew your membership otherwise you will not be able to use the workshop as you will not be insured by the club.

Membership fees 2026

Club Membership £15

AWGB membership Single £24 - Family £36

These can be paid using Cash, Card or bank transfer.

REF YOUR NAME PLEASE

I look forward seeing as many of you as possible at Coombe over the Easter weekend Sunday & Monday.

Kind Regards

*Lee*

*One Line Philosopher:*

*“Do nothing secretly; for Time sees and hears all things, and discloses all”*

*Sophocles 468 BCE*

## **This Month's Newsletter Sponsor**

### **Chestnut Products**

Please support our sponsor by buying your finishes and accessories from them. The workshop has a large range of Chestnut products for members to use and I have used Chestnut products for a number of years and can personally recommend them. Our own Lee Cartwright will have a stock of Chestnut products for sale at club meetings and demonstrations.

PS - check out the Woodturning Weekender on the next page. Four professional turners, lots of local turning clubs and lots of things on sale. Two days of great fun!.

*Editor*

### **Chestnut Products (A Company Profile)**

Chestnut Products was created in the last decade of the twentieth century and quickly became a major supplier of wood finishing materials to the hobby and professional woodturner as well as to other woodworking disciplines. Terry Smart started Chestnut Products as a van sales company, driving to various outlets and fulfilling orders from stock carried on the van. The brand became well



known through exhibitions and demand from other parts of the country grew. Now over 25 years later, Chestnut Products hold an enviable position of being a major supplier to both hobby and professional woodworkers both in UK, Europe and the rest of the world. Chestnut Products is still only a very small company and the personal touch continues. Terry remains at the helm and there are only two other full time employees to handle all aspects of the company's business.

Tel: 01473 890118

Email: [mailroom@chestnutproducts.co.uk](mailto:mailroom@chestnutproducts.co.uk)

For further Information: <https://chestnutproducts.co.uk/>



**CHESTNUT**  
P R O D U C T S



# WOODTURNING WEEKENDER

It's A Kind Of Magic

LIVE ON STAGE

**NATHANAEL GRIFFITHS**  
**MARGARET GARRARD • LES THORNE**  
**MARIO NAGEL**

PLUS SUPPORTING ACTS AND SPECIAL GUESTS


29 - 30 AUGUST 2026 • THE DOME EVENT CENTRE • BAWTRY ROAD • DONCASTER • DN4 7PD  
SEE [WOODTURNINGWEEKENDER.CO.UK](http://WOODTURNINGWEEKENDER.CO.UK) FOR DETAILS AND TO BOOK • TICKET HOTLINE: 01473 890118

A CHESTNUT PRODUCTS PRODUCTION

**THIS EVENT WILL BE LIVESTREAMED**



## Chris Parker 14/3/2026

Chris demonstrated the various textures and patterns that can be made using the Robert Sorby texturing tools. He then showed us more patterns and shapes made with the Arbortech grinder and cutters. More textures were made using the Kutzall range of burrs and cutters. Finally, he coloured the textures using an air brush. Chris records the tool, presentation angle, lathe




speed and pattern made, so that he can repeat it each time.

Starting with a 3" x 3" block of Sycamore, Chris cut a recess with his home made recess tool and mounted it in the chuck.



Left: Sorby texturing tool running at 900 rpm to give an orange peel texture.

Right: Sorby tool found at a car boot sale for £5, creating a different pattern. Chris uses a skew to separate the different patterned areas.





Brought to you by:  
**HENRY TAYLOR**  
(TOOLS) LIMITED  
EST. 1834

# hamlet

CRAFT TOOLS

*Find your local stockist at:*

[www.hamletcrafttools.co.uk/stockists](http://www.hamletcrafttools.co.uk/stockists)


email: [sales@hamletcrafttools.co.uk](mailto:sales@hamletcrafttools.co.uk)

tel: 0114 232 1338

web: [www.hamletcrafttools.co.uk](http://www.hamletcrafttools.co.uk)

## Chris Parker Texturing - continued

Chris used a nylon brush in a battery drill to clean up the texture as you can't sand.



2mm cutter this time, presented at a different angle to give different patterns again.

# Yandles

## TIMBER & SAWMILL



**SAWMILL**

**SELF-SELECT**




**BOWL BLANKS CUT TO SIZE  
AND MUCH MORE!**

Martock  
Hurst  
TA12 6JU  
Yandles.co.uk  
01935 822207

**Open 7 Days  
Free Parking**

## Chris Parker Texturing - continued



Lower speed (500 rpm), larger pitch cutting wheel (4mm) and different tool presentation to produce a flower in the centre.

Sorby cutters come in 2mm, 4mm and 6mm pitch between the points. Use the flat of the wheel or the corner. Change the tool presentation angle to give different results.



Sanding needs as much care as construction and design. As much care needs to be taken in sanding as in the construction of a piece of work. A few minutes' poor sanding technique can irreversibly destroy great craftsmanship and many hours work.



**THE ULTIMATE ABRASIVE!  
RB406 J.FLEX. TRIAL PACK**

1M OF CLOTH EACH OF THE FOLLOWING GRITS

P80, P120, P240 AND P320 **£14.75** INC VAT ORDER CODE **12806 RB406**

J.Flex is the best abrasive for every workshop. It's ideal for turning, woodworking and metal working. The distinctive blue abrasive with the yellow backing is the softest and most flexible abrasive we have ever discovered. The ultimate abrasive for all kinds of woodwork, especially sanding in acute areas. This cloth can be twisted and folded without grain dis-adhesion. Rolls are 100mm wide. **ALSO AVAILABLE BY THE METRE.**



**VELCRO-BACKED ROLLS.**

**TRIAL PACK 1M OF P100, P150, P240 AND P320 PLUS A SAMPLE STRIP OF VELCRO REPLACEMENT WITH PEEL OFF SELF ADHESIVE BACKING. £14.75** INC VAT ORDER CODE 13159 **ALSO AVAILABLE BY THE METRE. PLUS - IT PAYS TO BUY BIG.**  
**WITH OUR BULK RATE PRICES YOU'LL SAVE MONEY ON THE GRITS YOU USE MOST.**

Cut off any length to suit your own sanding application. Every workshop should have at least two or three grades of this to hand. Especially manufactured by Harries abrasives for us. Ideal for those shop made sanding devices which you can now make to your own specification. Hook and loop, or velcro attachment does away with the unpleasant task of clamping the paper to the machine, allows rapid changing of the sheet and encourages the use of more grits extending the finish quality and life of the abrasive. Rolls are 115mm wide.

For your free catalogue call 01636 688888 or e-mail [sales@abrasivesplus.com](mailto:sales@abrasivesplus.com) or visit our on-line shop at [www.abrasivesplus.com](http://www.abrasivesplus.com) where all our products are featured and it's free carriage!

## Chris Parker Texturing - continued



Spiral pattern highlighted with a carbon pencil. The pencil must be protected by a coat of spray lacquer else it will rub off.



After cutting steps in the blank, Chris used the Sorby tools to texture the steps.

On the face, he managed to produce a square pattern from a rotating tool on a rotating blank!



# RECORD POWER

ESTABLISHED 1909®

## THE NEW STANDARD FOR WOODTURNING

We are proud to introduce our new range of turning tools, made in the UK at our in-house production facility. Designed in consultation with and tested rigorously by professional woodturners, they represent a new standard in quality and value.

When you buy a Record Power turning tool you are investing in many years of manufacturing expertise and knowledge from a brand with a rich heritage of woodturning specialisation.

"The new Record gouges have fantastic edge longevity and strong ergonomic handles. All you need in a quality woodturning gouge: stay sharp, feel good and turn well."

**Andrew Hall RPT**, Professional Woodturner and Tutor



### 3-Piece HSS Bowl Turning Tool Set

This set contains the three essential tools for bowl turning - 3/8" bowl gouge, 1/2" domed scraper and 3/16" parting tool.  
103720



### 3-Piece HSS Spindle Turning Tool Set

This set contains the three essential tools for spindle turning - 1" spindle roughing gouge, 3/8" spindle gouge and 1/8" parting tool.  
103710



Free online educational videos available at [recordpower.co.uk/turningtools](http://recordpower.co.uk/turningtools)



View our full range at [recordpower.co.uk](http://recordpower.co.uk) Bowl Gouges | Spindle Gouges | Spindle Roughing Gouges | Skew Chisels | Scrapers | Parting Tools

All prices include VAT, E&OE.

**MADE IN  
BRITAIN**

**MADE IN  
SHEFFIELD**

Over  
**100**  
years

Experience • Knowledge  
Support • Expertise

Incorporating some of the most famous brands in woodworking, Record Power's roots stretch back over 100 years.

**RECORD POWER**

**CORONET** **STANTITE**

**CamVic** **BURGESS**

For more details visit  
[recordpower.co.uk](http://recordpower.co.uk) or  
contact your local stockist

**RECORD POWER**  
ESTABLISHED 1909®

## Chris Parker Textured Bowl




Using a 1000W Arbortech grinder fitted with a Manpa cutter, Chris textured the bottom of a bowl. The grinder started high and moved to horizontal as it reached the centre.





**Push sticks**



**3 Types of Push-Sticks J8088**





The stepped edge can be trimmed off for thinner sheets



**Sharpening jigs**



**Gouge sharpening Jig Honing Guide for arc shaped blades W8065**



**Sanding**



10, 20 & 40mm  
Finger Sanders  
W3291, W3292 &  
W8016

25mm File  
Sander W3201

Handy Sander  
W3293



Standard  
Honing  
Guide  
X1035

Oil  
Stone  
Box  
W3330

**Calipers & Dividers**




Inside Outside with  
measurements  
M7176 & W3509



W3461



W3460



Depth Gauge  
with 12" Ruler  
D8081

## Chris Parker Textured Bowl - continued



Using a nylon brush again, to remove the roughness left by the cutter.

Chris used the shape of the cutter to shape the bottom of the bowl and to texture it.

Carbon pencil highlights the texture.



V O L V O

# Let **TMS** look after your Volvo

SALES // SERVICE  
PARTS // ACCESSORIES

With over 300 years combined experience of working with Volvo, nobody knows your Volvo like **TMS**.

With award-winning levels of customer service and state-of-the-art facilities at Trinity Marina, what ever your Volvo requirements, the **TMS** team can deliver.



QUALITY • CARE • PERSONAL SERVICE



Coventry: TEL. **02476 303132**

Hinckley: TEL. **01455 632478**

Leicester: TEL. **0116 2758800**

[www.tmsmotorgroup.co.uk/volvo](http://www.tmsmotorgroup.co.uk/volvo)


## Chris Parker Ring Stand



### Ring stand in Elm.

Starting with a 3" x 3" x 6" block of Elm, Chris turned it to round.

Using the Manpa cutter in the Arbortech, Chris shaped and textured the surface.



The top was reduced in size for rings to fit over the end.

### The final ring stand.

A popular item at craft fairs.



# Supporting makers and small businesses

Join our Community Showcase and have your work featured on our website and social media pages; no fees apply.

- We share a monthly theme
- You submit a relevant piece of work
- Send us links to your online shop and socials
- We'll post it all on our website for free!

Increase your online presence and potentially boost sales!



Scan me!

**Turners Retreat**  
THE WOODWORKERS SOURCE

[www.turners-retreat.co.uk](http://www.turners-retreat.co.uk)

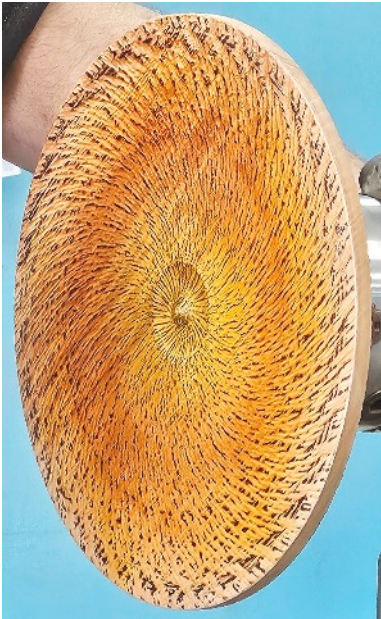


Works submitted must be your own and must be made using at least one product purchased from Turners Retreat.

## Chris Parker Air Brush



Chris textured and then air brushed a platter. Using Chestnut spirit stains, he started with yellow in the centre, followed by a band of orange that overlapped the yellow.



## Best Seller - our Universal Dust Hood Holder for Lathes.

This bracket will fit onto most lathes with a cast iron bed.

Adjustable arm allows for the hood to be positioned in any position to suit the size of timber you are using.

Suitable to be used on all Charnwood lathes.



### UDH001

#### Universal Dust Holder Bracket

You can make your own hood to suit your needs or use one of our Dust Hoods with a 100mm diameter outlet



### UDH002

#### Universal Dust Holder Bracket & DH250 Dust hood



### UDH003


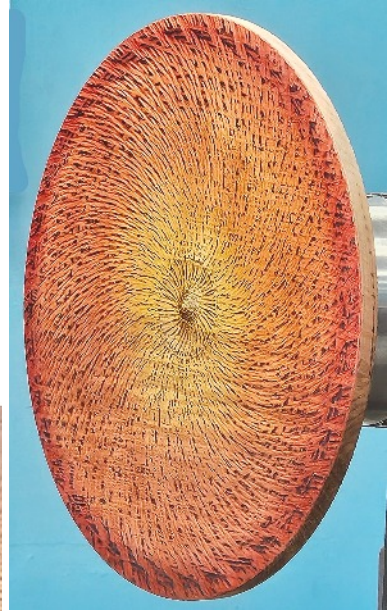
#### Universal Dust Holder Bracket & DH410 Dust Hood



## Chris Parker Air Brush - continued

Chris then sprayed a band of red on the outside, slightly overlapping the orange.

Using Golden Ratio callipers, he marked the size of the central bowl. Using a parting tool, he cut a chucking point recess and then hollowed out the centre.



The final textured and coloured platter with central bowl.

Chris also shaped and textured the underside.

## INTRODUCING THE NEW REVOLUTION

The 'revolution' is a completely new hollowing system from the world leaders in fine turning tools. From its beautifully weighted handle to its cryogenically treated cutting tips the 'revolution' is designed to be the finest hollowing tool on the market.

The modular articulated design allows the woodturner the freedom and flexibility to configure the tool for any situation. From straight vases to heavily undercut hollow forms the 'revolution' has it covered.

At the heart of the 'revolution' is the new fully depth adjustable 'super ring' the revolutionary design of the 'super ring' ensures clean efficient wood removal at all times with 5 different cutting tips and modular articulation design the revolution is a must have tool for all woodturners.



- Supplied with 5 different cutting tips for unrivalled flexibility.
- Clever modular design allows for many different configurations.
- All collars and collets beautifully machined from solid 'marine grade' brass billet.
- High performance cryogenically treated cutting tips for vastly improved wear resistance.
- New adjustable 'Super ring' allows ultra efficient wood removal without clogging.
- Slim-line articulated tip design for unrestricted access to those hard to reach cuts.
- Expandable.
- Hand made in Sheffield, England.




Tel. 0114 261 2300  
Fax. 0114 261 2305

Web. [www.crownhandtools.ltd.uk](http://www.crownhandtools.ltd.uk)  
Email. [info@crownhandtools.ltd.uk](mailto:info@crownhandtools.ltd.uk)



## Chris Parker Curved Platter

Chris showed us how he makes his small curved and textured square platters. Using an Oak or Elm burr, or in this case Rippled Ash, Chris mounted it against a friction pad so that he could cut a chucking recess. He then held it on the recess to shape the underside.



Chris cut a chucking spigot and curved the underside.

Use a sanding pad, with the lathe stationary, to sand the wings.



# HENRY TAYLOR

(TOOLS) LIMITED

EST. 1834



*Visit our website to  
find your local stockist:*

***[www.henrytaylortools.co.uk/stockists](http://www.henrytaylortools.co.uk/stockists)***

web: [www.henrytaylortools.co.uk](http://www.henrytaylortools.co.uk) | email: [sales@henrytaylortools.co.uk](mailto:sales@henrytaylortools.co.uk) | tel: 0114 234 0282

## Chris Parker Curved Platter - continued

A good light helps to cut a matching curve on the top to match the shape of the bottom.

Chris cut a shallow recess in the centre to allow it to be re-mounted in the chuck so that he could finish off the bottom. He then cut a shallow dish in the middle.



The Rippled Ash shown at its best with a coat of food safe oil.

The finished textured curved platter.

Note the chuck spigot has been removed and a shallow foot added with texturing on the bottom.





**Motor Control Warehouse** offers high-quality **inverters and motors** specifically designed for lathes, delivering performance, reliability, and flexibility for both hobbyists and industrial workshops.

#### **Run 3-Phase Motors on a Single-Phase 230V Supply**

With our inverters, you can easily run a **3-phase motor from a standard single-phase 230V supply**, provided the motor is rated for 230V 3-phase operation. This opens up the possibility of using powerful 3-phase motors in environments where only single-phase power is available, without compromising on performance.

#### **Full Speed and Direction Control**

Our inverter solutions allow **complete control of motor speed and direction**, giving you precise operation for machining tasks. Whether you need slow, controlled cuts or rapid movement, our systems give you the flexibility to optimise your lathe's performance.

#### **Cost-Effective and Reliable Motors**

Unlike traditional single-phase motors, these 3-phase motors do **not require capacitors**, making them **more cost-effective and highly reliable**. Fewer components mean less maintenance and reduced risk of failure, ensuring your lathe keeps running smoothly.

#### **Smooth, Adjustable Ramped Starts**

Inverters provide a **fully adjustable ramped start**, which:

- Reduces start-up currents
- Minimises mechanical stress on gears, pulleys, and bearings
- Extends the life of your lathe's moving parts

This feature makes the start-up process much gentler on your machinery, giving you peace of mind and longer-lasting performance.

#### **Why Choose Us?**

- Expert support in selecting the right motor and inverter combination
- High-quality motors and inverters suitable for lathes and other machining equipment
- Reliable, cost-effective solutions for both industrial and hobbyist applications



#### **Contact Us**


**The Motor Control Warehouse**  
 Unit 43, Mochdre Industrial Estate  
 Newtown, Powys  
 SY16 4LE, UK

T: 01686 688948

E: [enquiries@motorcontrolwarehouse.co.uk](mailto:enquiries@motorcontrolwarehouse.co.uk) ↗

W: [www.motorcontrolwarehouse.co.uk](http://www.motorcontrolwarehouse.co.uk) ↗

## Chris Parker Off-Centre Wall Hanging



Mark true centre & mark two offsets 15mm from centre on the same diagonal. Cut chucking recesses on each off centre. Mount on each off centre recess and cut various different sized circles.



## Chris Parker Off-Centre Wall Hanging- continued

Carve lines along the grain using a Kutzall cutter.



Texture the centre with an engraving tool. This hammers a cutter into the wood.



The finished piece before and after air brushing.



## Chris Parker's Robert Sorby Texturing Tools



The pitch between wheel spikes vary in size. 2mm, 4mm & 6mm.



Chris' home made recess cutting tool. Enables a recess to be cut with the tail stock support in place.



## Chris Parker's Texturing Tools



Above:  
Manpa mini carving bits.



Top, Left & Above:  
Kutzall contour wheel coarse  
and fine.



Right:  
Arbortech fitted with Manpa  
cutter.

# Chris Parker's Work



## Chris Parker's Work



# Members' Work



## Items For Sale

### Disclaimer

The club is not responsible for any item appearing on these pages. The buyer and seller must make their own arrangements as to the condition, suitability, delivery, payment and price etc.

### Work Zone Lathe for Sale



Work Zone lathe, base extension, 4 jaw chuck (unused), face plate (unused) and screw chuck (used once).

Offers in the region of £170.

See Mike Smith at Coombe Abbey Wood Turners  
Or ring 07866192621.

## Items For Sale

### Disclaimer

The club is not responsible for any item appearing on these pages. The buyer and seller must make their own arrangements as to the condition, suitability, delivery, payment and price etc.

The following items have been donated to Coombe Woodturners by the family of the late David Bird. Contact Rob Sheehan if you are interested in any item listed below. All items are used.

[robsheehan@virginmedia.com](mailto:robsheehan@virginmedia.com) or 079 051 851 22



**Robert Sorby Eccentric Chuck**  
RS60 with M33 x 3.5 adaptor.  
£120

**Trend Airshield Pro**  
2 batteries & charger.  
£100

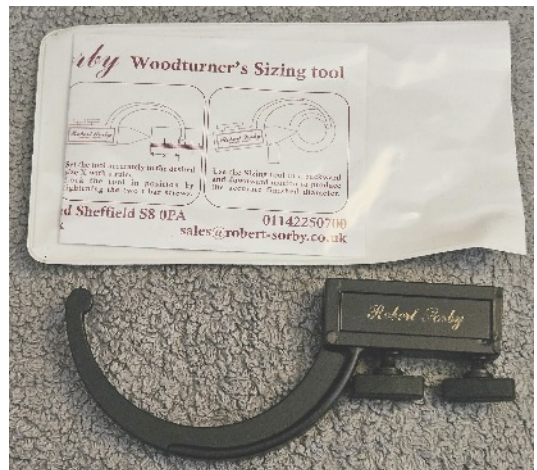


## David Bird Items for Sale - continued



**Robert Sorby Precision Drilling System (no stem adaptor)**  
£25

**Robert Sorby Sizing Tool**  
**No Blade**  
£10



**Veritas Optical**  
**Centre Punch**  
£10



## David Bird Items for Sale - continued



**Plastic Bowl Thickness  
Caliper with Scale**  
£5

**Miscellaneous Quality Pen Kits**  
£5 each



**Desk Pen & Holder**  
1 silver coloured, 1 gold coloured  
£1



**Solar Powered  
Calculator Insert**  
£2

**Turners Retreat Multi Barrel Trimmer**  
Several trimmers including 7mm.  
£5



## David Bird Items for Sale - continued


Marble Tiles 8"  
£2 each



Marble Tiles 4"  
£2 each



Marble Tiles 6"  
£2 each



Wooden Pen Box with Fisherman  
£1



7mm Barrel Trimmer  
£3



Pen Tube  
£0.10



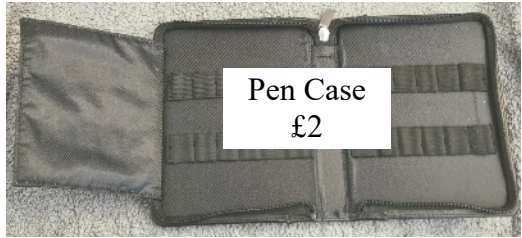
7mm Pen Box  
£0.10



## David Bird Items for Sale - continued



Axminster Multi-Tool Stand £5



Pen Case  
£2

Pot Pourri Lid  
£2



Pen Case  
£2



Universal  
Calendar  
£1



Spiral Taps & Drills  
M12, 10, 8, 6, 5, 4, 3  
£10



Milescraft Pen Press  
£20



## Notices

Sadly, two well known members have passed away recently.

**Alan Edwards.**



**Lionel Crabbe.**



## Notices

### **Dalman Open Day Saturday 11th April.**

Demonstrations by Les Thorne.

Unit 3, Rowdown Road, Upper Lambourn. RG17 8AB

### **West Midlands Woodturners are hosting an all-day demonstration by Paul Hannaby on Sunday 19th April.**

Visit us for the day and enjoy watching Paul showcasing his skills. Our two large TV screens means that you should get a great view of Paul in action.

The demonstration is scheduled to start at 9:15 am and will run through until around 4:30pm, with breaks for coffee and lunch.

Tea / coffee and biscuits will be provided, but we ask that people bring their own mugs and lunch.

There is a £15 visitor fee payable on the day either by cash or card.

We meet at Kingsbury Sports and Community Centre, Pear Tree Avenue, Kingsbury B78 2LG.

Car parking is available near the hall - and it's free on a Sunday too!  
If you wish to attend please email: [secretary@wmwoodturners.org.uk](mailto:secretary@wmwoodturners.org.uk).

### **Henry Taylor Tools can now be purchased direct in the UK**

The new official Henry Taylor online store is now live in the UK:

<https://shop.henrytaylor.tools.co.uk/>

Currently stocking the full woodturning and woodworking ranges from two of our brands :Diamic by Henry Taylor Tools and Hamlet Craft Tools, these tools can now be purchased and shipped directly from our factory in Sheffield to anywhere in the UK.

Free shipping to mainland UK on orders over £90.

Sign up to our newsletter for 5% off your first purchase over £100.

Tel: 0114 234 0282

[www.henrytaylor.tools.co.uk](http://www.henrytaylor.tools.co.uk)

## Activities of other clubs in the Midlands area

As a matter of courtesy and to ensure that there is space available to accommodate members wishing to visit other clubs demo's, please use the contact telephone number where shown.

### North Warwickshire & Hinckley Woodturners

Tuesday April 7 Hands-On Preparation for Daventry  
Tuesday April 21 Hands-On Preparation for Daventry

Contact Rob Sheehan 07905185122

---

### Tudor Rose Woodturners

Thursday 9 April HANDS ON  
Thursday 23 April Rob Till Demonstration Gavel and Anvil

Contact Colin Smith 07939-004375 communications@tudor-rose-turners.co.uk

---

### West Midlands Woodturners

Sunday 19th April Demonstration – Paul Hannaby

Contact Chris Jones 07580 195561 crjones5691@gmail.com

---

### West Northants Woodturners

Wednesday 1st April TBD  
Wednesday 15th April TBD

Contact Tom Donnely 01327 349093

---

### Trent Valley Woodturners

Wednesday TBD

Contact Ian Ethell <https://www.trentvalleywoodturners.co.uk/contact/>

---

### Heart of England Woodturners

Friday 10th April - Daventry Woodworks planning

Contact Giles Dugmore (Chair) 0779 2424775

## **Coombe Woodturners Branded Items for Sale**



### **COOMBE WOODTURNERS CLUB LOGO WEAR**

**Polo Shirt £16.50**

#### **Hoodies**

**Overhead £26.50**

**Zipper £28.50**

**Sweatshirts Crewneck £22.50**

**Fleece Jacket £24.50**

**Soft Shell Jacket £31.50**

**Soft Shell Bodywarmer £27.50**

**New Style Jacket £28.50**

**Please order and pay through Lee or Martin**

**Items take around 2-3 weeks lead time if not in stock**

**Thank you for supporting your Club**

## **Workshop Notice**

### **Coombe Abbey woodturners**

As agreed at the AGM on the 4<sup>th</sup> January 2025

From 1<sup>st</sup> February 2025 we will be introducing a £1 entry fee into the workshop for all members.

This will include the use of the workshop & equipment Also to include tea & coffee you will also get entry into the 50/50 raffle each day you come into the workshop.

### **Clarification to the above notice:**

The charge does NOT apply to tutors who are teaching a student, nor to committee members when attending a committee meeting.

This will not cover all costs but will go a some way to helping the club to run the workshop through the year and give members a chance of winning a little more money each month.

Thank you for your support

The Committee

## Calendar of Events 2026

Mar	6/7	Fri/Sat		Newark Show
	14	Sat	W	Chris Parker
April	5/6	Sun/Mon	C	Easter Bank Holiday
	12	Sun		Daffodil Festival, Monks Kirby
	24	Fri	S	Lee Cartwright
May	1/2	Fri/Sat		Woodworks at Daventry
	4	Mon	C	Early May Bank Holiday
	9	Sat		Town Thorns Care Home
	22	Fri	S	Rob Sheehan
	25	Mon	C	Spring Bank Holiday
Jun	13	Sat		Broughton Astley Carnival
	26	Fri	S	Paddy Byrne
Jul	12	Sun		Stratford Race Course
Aug	2	Sun		Town Thorns Care Home
	28	Fri	S	TBD
	30/31	Sun/Mon	C	August Bank Holiday
Sept	5	Sat	W	Pottery - Giles Headley
	25	Fri	S	Phil Steele & Paddy Byrne
Oct	10/11	Sat/Sun		AWGB Festival, Stratford
	23	Fri	S	Ian Ethel
Nov	14	Sat	W	Robert Till
Dec	12	Sat	W	Christmas Party

### Meeting Locations:

**(W)** Walsgrave Baptist Church, 10am - 4pm  
Hinckley Road, Coventry, CV2 2EX.

**(S)** Shilton Village Hall, 6:30pm - 9pm  
Wood Lane, Shilton, CV7 9JZ

**(C)** Coombe Abbey Workshop 10am - 12 noon, 1pm - 3pm  
Brinklow Rd, Coventry CV3 2AB

### Next Meeting

Friday 24th April Demo by Lee Cartwright. Shilton

### Coming up

Friday 22nd May Demo by Rob Sheehan. Shilton