

Coombe Abbey Woodturners NEWSLETTER

April



2025

This Month's Sponsor

Your logo here.

Sponsor this newsletter for £50 per year.
That gets you 12 full page adverts per year
sent to over 100 members and associates.

Contact the editor for further details.

DATA PROTECTION

Your personal details are held on a computer belonging to an officer of the Coombe Abbey Woodturners. Your details are purely for the use of the Club, and are not passed to any third party. If you object to your name, address and telephone number being held on a computer belonging to an officer of the Club, then please write to any member of the committee.

HEALTH & SAFETY NOTICE

Woodturning can be dangerous! Always follow the manufacturers' instructions and safety advice when operating power tools. Never try the techniques shown at our demonstrations or in our Newsletter if you are unsure or the procedure does not feel safe. Always use the guarding and other safety equipment.

The Club takes reasonable care to operate and instruct in a safe manner and strongly recommends all members to follow the Club's Health and Safety rules and the guidance notes that the AWGB issue in their Revolutions magazine from time to time.

Committee Members and Contacts

Chairman, Treasurer & Membership Secretary	Lee Cartwright
Vice Chairman	Giles Headley
Secretary & Library Custodian	Peter Orange
Events Secretary	Patrick Byrne
Newsletter & Web Site Editor	Rob Sheehan
	Graham Ball
	Graham Cashmore
	Rod Young
	Phil Steele
	Graham Hudspith
Training Coordinator	Michael Archer

Website: <https://www.coombeabbeywoodturners.org>

**Copy Deadline for the May 2025 issue of the Newsletter is:-
Friday 25th April 2025**

**Please forward your News, Stories and Photographs to:-
Robert Sheehan- Newsletter Editor -
M: 07905 185122. E-mail: robsheehan@virginmedia.com**

© Copyright Coombe Abbey Woodturning Club 2025

The content of this newsletter must not be copied or reproduced without the written permission of the newsletter editor.

In This Issue	Page
Chairman's Jottings	4
One Line Philosopher	5
Paul Hannaby Pewter Demo	6
For Sale	28
Notices	33
Activities of Other Clubs	34
Members' Work	35
Workshop Training	36
Coombe branded items	37
Prostrate Check	38
Workshop Charge Notice	22
Calendar of Events	40

From the Editor



In this issue.

On page 6 you will find Paul Hannaby's pewter demonstration.

On page 28, some more items for sale have been added.

On page 36, trainees proudly show off their pieces.

Coombe Woodturners branded items can be found on page 37. See Lee or Martin to order.

On page 38. Get your prostrate checked.

On page 39, is a clarification to the £1 Coombe workshop charge .

Advertisers	Page
Hamlet	9
Yandles	11
CSM Abrasives Plus	13
Record Power	15
Proops Brothers	17
TMS Volvo	19
Turners Retreat	21
Charnwood	23
Crown Hand Tools	25
Henry Taylor	27
Chestnut Products	7

Our next meeting is a talk on segmented turning by club member Bill Nicholson at Shilton Village Hall on Friday April 25th


April is going to be a busy month. Bill's demo, Daffodil Sunday at Monks Kirby and the Easter bank holiday weekend at Coombe. See the back page for dates.

Woodworks at Daventry is on Friday 9th and Saturday 10th May. Volunteers please to help with the stand.

Regards

Rob

Chairman's Jottings



Hi everyone hope you are all well.

It has been a quite month as I am sure it has for most people. I visited the Newark show a couple of weeks ago and was nice to see some familiar people from both Coombe and other clubs. It was

a good turn out and an interesting show as I am sure those of you that attended, would all agree. I hope you did not spend to much money, unlike some of us.

We had Paul Hannaby demonstrating at Walsgrave Baptist church on Saturday 22nd March. This was a good demonstration that included bowls with pewter rims, also lidded boxes with pewter inserts and thread chasing. Paul also shared different ways of casting the pewter for thread inserts and finials.

It was a good demo from Paul but was a bit disappointing I thought, from our side as a club, that such a small number of members turned out with only 17 in the room.

As spring seems to be getting going we look forward to the Daffodil festival this Sunday 6th April at The Paddocks, Monks Kirby.

I look forward to seeing those members who have put their names forward to help and demonstrate at the show, and it would be nice to see a few more members showing their faces. I hope the weather holds up and we all have a good show.

I would like to thank those members who have been involved with the making of the tea set for Daventry. It is coming together well.

Also, a big thank you to Phil and Pat, for their work making the Windsor Chair for the Raffle. It looks great.

If anyone has any donations they would like to make as prices for the Raffle, please let us know, so we can start to put the full list of prices together ready for the coming event throughout the year.

We will be at Coombe Abbey over the Easter period

The workshop will be open on Saturday 19th and we will be having the usual open day event on the Sunday and Bank holiday Monday. Again it would be great if members could support this event and help with set up and taking down equipment at the end of each day.

I look forward to seeing you over the coming weeks at club events.

That's all from me for now. I hope to see you all soon.

Stay safe, keep turning let's have a good 2025

Remember **YOUR** Club needs you and your support.

Regards

Lee

One Line Philosopher:

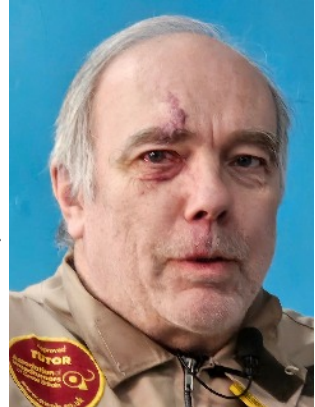
“Mad, bad and dangerous to know.”

Lady Caroline Lamb 1812

Paul Hannaby

15/3/2025 by Rob Sheehan

Paul's demo was all about using Pewter to enhance turned projects. He uses Casting Pewter (Tin 91%, Copper 1/2%, Antimony 8 1/2%) from the [Pewter Sheet Company](#). A 1Kg bar of Pewter costs £35 to £40. Due to the weight, Paul usually buys 10Kg at a time. He sells 750g bars for £25. The casting pewter stays bright. Other



pewter mixes can dull over time. Paul said that it was possible to melt pewter on a stove but the 230°C to 250°C melting temperature is difficult to maintain. He prefers to use an electric melting pot (designed for casting bullets), where the temperature can be accurately maintained. Paul's "Lee IV" melting pot currently retails for about £130. For safety, he wears welding gloves and goggles when using the pot. Paul uses either MDF for his moulds or high temperature silicon. The MDF contains no moisture so it doesn't erupt when in contact with hot pewter. Natural timbers, even when kiln dried, can contain moisture. The MDF also turns well and therefore makes good moulds. However, when releasing the pewter from the MDF moulds, Paul has to turn away a narrow band either side of the pewter so the mould cannot be used to produce multiple copies. High temperature silicon is flexible so, once the pewter has been cast, the mould can be opened up to release the casting without damaging the mould. Paul uses a matching set of silicon moulds for his threaded box inserts.





Brought to you by:
HENRY TAYLOR
(TOOLS) LIMITED
EST. 1834

hamlet

CRAFT TOOLS

Find your local stockist at:
www.hamletcrafttools.co.uk/stockists

email: sales@hamletcrafttools.co.uk | tel: 0114 232 1338 | web: www.hamletcrafttools.co.uk

Paul Hannaby Demo - continued



Above: MDF mould for a pewter bowl rim.

Right: Mould ready for pouring. Stack of timber below mould to raise it up close to the pouring nozzle.



Pouring the melted pewter into the mould. The mould must be kept flat to ensure an even pour. Paul uses a spirit level to check this.



The bowl rim cast in pewter. Note the uneven surface. This must be cleaned up before use. Paul doesn't cast directly onto the bowl as the hot pewter can scorch the wood.



Yandles

TIMBER & SAWMILL



SAWMILL

SELF-SELECT



BOWL BLANKS CUT TO SIZE
AND MUCH MORE!

Martock
Hurst
TA12 6JU
Yandles.co.uk
01935 822207

Open 7 Days
Free Parking

Paul Hannaby Demo - continued

Paul cuts a tenon on the rim of the bowl to fit into a recess cut into the pewter ring. This gives a mechanical hold as well as increasing the gluing surface.

Paul has a thin 2mm parting tool that matches the gap in the tenon cutting tool. This is used to create the matching recess in the pewter rim.



Above: Paul's home-made tenon cutting tool. This ensures both shoulders of the tenon are level with each other avoiding any unsightly gaps when the ring is fitted.

Left: Tenon cutting tool result.

The bowl and pewter rim ready for gluing. Paul normally uses epoxy resin for this.



Sanding needs as much care as construction and design. As much care needs to be taken in sanding as in the construction of a piece of work. A few minutes poor sanding technique can irreversibly destroy great craftsmanship and many hours work.



THE ULTIMATE ABRASIVE! RB406 J.FLEX. TRIAL PACK

1M OF CLOTHLINEACH OF THE FOLLOWING GRITS

P80, P120, P240 AND P320 **£14.75** INC VAT ORDER CODE **12 806 RB406**

J.Flex is the best abrasive for every workshop. It's ideal for turning, woodworking and metal working. The distinctive blue abrasive with the yellow backing is the softest and most flexible abrasive we have ever discovered. The ultimate abrasive for all kinds of woodworking, especially sanding in acute areas. This cloth can be twisted and folded without grain dis-adhesion. Rolls are 100mm wide. **ALSO AVAILABLE BY THE METRE.**



VELCRO-BACKED ROLLS.

TRIAL PACK 1M OF P100, P150, P240 AND P320 PLUS A SAMPLE STRIP OF VELCRO REPLACEMENT WITH PEEL OFF SELF ADHESIVE BACKING. **£14.75** INC VAT ORDER CODE 13159 ALSO AVAILABLE BY THE METRE. PLUS- IT PAYS TO BUY BIG. WITH OUR BULK RATE PRICES YOU'LL SAVE MONEY ON THE GRITS YOU USE MOST.


Cut off any length to suit your own sanding application. Every workshop should have at least two or three grades of this to hand. Especially manufactured by Harnes abrasives for us. Ideal for those shop made sanding devices which you can now make to your own specification. Hook and loop, or velcro attachment does away with the unpleasant task of clamping the paper to the machine allows rapid changing of the sheet and encourages the use of more grits extending the finish quality and life of the abrasive. Rolls are 115mm wide.

For your free catalogue call 01636 688888 or e-mail sales@abrasivesplus.com or visit our on-line shop at www.abrasivesplus.com where all our products are featured and it's free carriage!

Paul Hannaby Demo - continued

The surface of the pewter is turned smooth using a round nose scraper first, followed by a flat scraper. The side of the bowl and the edge of the pewter are then turned flush.

Paul then hollows the centre of the bowl and turns the inside of the bowl and the inside edge of the pewter ring flush.



The hollowed bowl and pewter rim trimmed flush. When sanding, Paul sands the wood first, then the pewter to avoid moving pewter dust onto the wood. He uses cellulose sanding sealer and cuts back with 0000 wire wool.

The rim can be left sanded to 400 grit for a brushed metal effect or Autosol metal polish can be used to create a shiny finish.



**RECORD
POWER**
ESTABLISHED 1909®

THE NEW STANDARD FOR WOODTURNING

We are proud to introduce our new range of turning tools, made in the UK at our in-house production facility. Designed in consultation with and tested rigorously by professional woodturners, they represent a new standard in quality and value.

When you buy a Record Power turning tool you are investing in many years of manufacturing expertise and knowledge from a brand with a rich heritage of woodturning specialisation.

"The new Record gouges have fantastic edge longevity and strong ergonomic handles. All you need in a quality woodturning gouge: stay sharp, feel good and turn well."

Andrew Hall RPT, Professional Woodturner and Tutor



3-Piece HSS Bowl Turning Tool Set

This set contains the three essential tools for bowl turning - 3/8" bowl gouge, 1/2" domed scraper and 3/16" parting tool.

103720



3-Piece HSS Spindle Turning Tool Set

This set contains the three essential tools for spindle turning - 1" spindle roughing gouge, 3/8" spindle gouge and 1/8" parting tool.

103710



Free online educational videos
available at
recordpower.co.uk/turningtools



View our full range at recordpower.co.uk Bowl Gouges | Spindle Gouges | Spindle Roughing Gouges | Skew Chisels | Scrapers | Parting Tools

All prices include VAT, EXL6.

**MADE IN
BRITAIN**

**MADE IN
SHEFFIELD**

Over
100
years

Experience • Knowledge
Support • Expertise

Incorporating some of the most famous
brands in woodworking, Record Power's
roots stretch back over 100 years.

RECORD POWER

CORONET **STANTITE**

CamVoc **BLINDS**

For more details visit
recordpower.co.uk or
contact your local stockist

RECORD POWER
ESTABLISHED 1909®

Paul Hannaby Demo - continued

High temperature silicon moulds to create pewter box inserts. The silicon is flexible so the insert can be removed and the mould used again and again. The resulting pewter inserts are very rough and need cleaning up. After cleaning, Paul chases threads on the inserts to create a threaded box.



Left:


The insert for the internal thread. Paul uses engineering jaws to hold the insert.

Right:

Face, edge and shoulder cleaned up ready for gluing into the box.



Sharpening jigs



Gouge sharpening Jig / Honing Guide for arc shaped blades. W8065

Gouges & Carvers



Pyrography sets



Calipers & Dividers



View our website for 1000's of woodworking, craft and hobby tools

proopsbrothers.com

tel: 0116 2403400

Paul Hannaby Demo - continued



Above left: External thread box insert straight from the mould.

Above Right: Insert faced off, edge cleaned up and shoulder cut ready for gluing into box.



Below Left: Insert glued into box and sidewall cleaned up ready for thread cutting.

Below Right: Cutting the internal thread on the insert.



V O L V O

Let **TMS** look after your Volvo

SALES // SERVICE
PARTS // ACCESSORIES

With over 300 years combined experience of working with Volvo, nobody knows your Volvo like **TMS**.

With award-winning levels of customer service and state-of-the-art facilities at Trinity Marina, what ever your Volvo requirements, the **TMS** team can deliver.



QUALITY • CARE • PERSONAL SERVICE



Coventry: TEL. **02476 303132**

Hinckley: TEL. **01455 632478**

Leicester: TEL. **0116 2758800**

www.tmsmotorgroup.co.uk/volvo

Paul Hannaby Demo - continued



Matching box inserts

Threads cut in pewter.



Box with pewter threaded inserts. Note the grain match. This is achieved by removing fractions from the shoulder of the external threads. Or by removing fractions from the end of the internal thread insert.

Supporting makers and small businesses

Join our Community Showcase and have your work featured on our website and social media pages; no fees apply.

- We share a monthly theme
- You submit a relevant piece of work
- Send us links to your online shop and socials
- We'll post it all on our website for free!

Increase your online presence and potentially boost sales!



Turners Retreat
THE WOODWORKERS SOURCE

www.turners-retreat.co.uk



Works submitted must be your own and must be made using at least one product purchased from Turners Retreat.



Scan me!

Paul Hannaby Demo - continued



Above Left: Pouring a pewter box lid insert.



Above Right: Various textures on pewter.



Texturing Tools Left to Right:

Unknown texturing wheel,
Henry Taylor Decorating Elf,
Crown Spiralling & Texturing Tool,
Robert Sorby Chatter Tool.

charnwood

Established 1977

Woodworking machinery at its best!

e-mail: sales@charnwood.net

Tel: 01530 516926

www.charnwood.net

Introducing our new Wood Turning Chisel Sets

We're excited to announce we now have in stock our sets of Quality Woodturning Chisels.

Check out these superb sets, whether you are after a traditional set, or looking for something updated with the latest technology, we are sure you will be happy with whichever you choose

TCSET4S

Carbide Tipped Wood Turning Tool, 4 Piece Set

£119.00



A set of 4 carbide scraper turning tools, incorporating the newest technology in woodturning: Replaceable carbide cutting tips.

4 Piece set includes:

- Round Carbide Cutter - Spindle Cove & Bowl Interior
- Square Carbide Cutter - Flat Straight Edges
- Radius Carbide Cutter - Spindle Bead & Bowl Exterior
- Triangle Carbide Cutter - Details & Decorative Work

TCSET3H

Carbide Turning Tools For Hollowing, 3 Piece Set

£139.00



A set of 3 carbide scraper turning tools, incorporating the newest technology in woodturning:

Replaceable carbide cutting tips.

3 Piece set includes:

- Carbide Tipped - Straight
- Carbide Tipped - Shallow Curve
- Carbide Tipped - Full Curve

M2CSET6

Cryo Hardened M2 HSS Woodturning Chisel Set

£219.00



Premium quality set of 6 woodturning chisels for spindle and bowl turning.

6 Piece set includes:

- 28mm (1") Roughing Gouge
- 19mm (3/4") Flat Skew Chisel
- 12mm (1/2") Spindle Gouge
- 12mm (1/2") Bowl Gouge
- 4mm (3/16") Diamond Parting Tool
- 19mm (3/4") Round Nose Scraper

Paul Hannaby Demo - continued



More textured patterns.



INTRODUCING THE NEW REVOLUTION

The 'revolution' is a completely new hollowing system from the world leaders in fine turning tools. From its beautifully weighted handle to its cryogenically treated cutting tips the 'revolution' is designed to be the finest hollowing tool on the market.

The modular articulated design allows the woodturner the freedom and flexibility to configure the tool for any situation. From straight vases to heavily undercut hollow forms the 'revolution' has it covered.

At the heart of the 'revolution' is the new fully depth adjustable 'super ring' the revolutionary design of the 'super ring' ensures clean efficient wood removal at all times with 5 different cutting tips and modular articulation design the revolution is a must have tool for all woodturners.



- Supplied with 5 different cutting tips for unrivalled flexibility.
- Clever modular design allows for many different configurations.
- All collars and collars beautifully machined from solid 'marine grade' brass billet.
- High performance cryogenically treated cutting tips for vastly improved wear resistance.
- New adjustable 'super ring' allows ultra efficient wood removal without clogging.
- Slim-line articulated tip design for unrestricted access to those hard to reach cuts.
- Expandable.
- Hard made in Sheffield, England.



Tel. 0114 261 2300
Fax. 0114 261 2305
Web. www.crownhandtools.ltd.uk
Email. info@crownhandtools.ltd.uk



Paul Hannaby Demo - continued

Pouring a pewter finial.

Mould has a 19mm hole drilled down the centre but not all the way through.

Two more 10mm holes are drilled in from the side to intersect with the 19mm hole. One about 20mm in from the start of the 19mm hole and one at the end. One 10mm hole is to pour the pewter in. The other is for the air to escape.

A plug of dense wood is turned to block off the open end of the 19mm hole.



Once hardened, mount the mould between centres and turn away the wooden mould. Be careful of the pewter sprues.



The pewter finial blank, ready for turning.

The sprues are cut off and re-melted for the next project.





HENRY TAYLOR

(TOOLS) LIMITED

EST. 1834



*Visit our website to
find your local stockist:*

www.henrytaylortools.co.uk/stockists


web: www.henrytaylortools.co.uk | email: sales@henrytaylortools.co.uk | tel: 0114 234 0282

Paul Hannaby Demo - continued



Above: Pewter finial blank and finished finial.

Right: Pewter finial.





9-10 AUGUST 2025 • STEAM, FIRE FLY AVENUE, SWINDON, SN2 2EY

THE MAIN SUSPECTS... KATIE ARMSTRONG • ANDY FORTUNE • SIMON HOPE • ANDY MATTHEWS

BE ON THE LOOKOUT FOR... AWGB • ALAN CRAMER • GIANNI DEIDDA • STEPHEN MADDEN • BEE MATTHEWS • DAN REES •

• COLIN WATSON • BENJAMIN MANEY • LOCAL CLUBS • PLUS MORE TBA! • SUPPORTED BY AXMINSTER TOOLS •

ASSISTING WITH ENQUIRIES AND HANDLING MONEY... CHESTNUT PRODUCTS • THE TINY TURNER • WOODART PRODUCTS •

• HOPE WOODTURNING • SHENTON WOODCRAFT • JS SAFETY • MARTIN PIDGEN TIMBER • TURNERS RETREAT • PLUS MORE TBA!

UNABLE TO TRAVEL? LIVESTREAM TICKETS WILL BE AVAILABLE, ALLOWING YOU TO WATCH LIVE AND FOR UP TO 6 MONTHS AFTERWARDS!

Items For Sale


Disclaimer

The club is not responsible for any item appearing on these pages. The buyer and seller must make their own arrangements as to the condition, suitability, delivery, payment and price etc.

The following items are being sold by former Coombe Abbey club member John Roe johneroe@yahoo.co.uk
No prices, so make a sensible offer. Collection from Coventry.



Turning Tools



John Roe Equipment For Sale - continued



Bandsaw, Pilar drill, Belt and Disc Sander




John Roe Equipment For Sale - continued



Union Graduate lathe

Table Saw



John Roe Equipment For Sale - continued



Carving gouges

DeWalt biscuit jointer

Various grinders

Wood



Equipment For Sale - continued

Inner Bag Filter for Record Air Cleaner

New/unused inner bag filter for Record air cleaner, larger than the one at the Coombe Abbey Workshop. Any one at the club want it?

Bruce Edhouse 07984789465

Chest of Drawers For Sale

Don Kildin has restored this chest of drawers. It is for sale £150 ono. Contact Don if you are interested.



Notices

New (Trainee) Members of the Club

Each new trainee will be offered the chance to attend two demonstrations Free-Of-Charge.

Tutors, please tell your student about the above offer.

- by order of the committee 26/1/25

Booking Training Sessions

Michael Archer is now handling all training session bookings.

Please phone him on 02476 448311.

Do not book a session without Michael's prior agreement.

Coombe Library

New books & DVDs have been added to the Coombe Library. See Peter Orange if you want to borrow a book. From time to time, Peter will bring the books to demonstrations.

February 50/50 Raffle

Alan Roberts won £65 on February's raffle. The same amount goes into the Equipment Fund. The new workshop charge makes winning the raffle a more meaningful event.

March 50/50 Raffle

Pat Hanley (ticket 191) won £56 on March's raffle.

BOND STREET TROPHIES LTD

01455 890007
www.bondstrophies.com

Specialists in Engraving, Trophies, Medals, Glassware, Corporate Awards,
Sports Equipment, Garment & Workwear Printing & Giftware.

Activities of other clubs in the Midlands area

As a matter of courtesy and to ensure that there is space available to accommodate members wishing to visit other clubs demo's, please use the contact telephone number where shown.

North Warwickshire & Hinckley Woodturners

Tuesday April 1st Demo John Evans and Tony Baxter

Tuesday March 15th Hands-On Preparation for Daventry

Contact Rob Sheehan 07905185122

Tudor Rose Woodturners

Thursday 10 April TBA

Thursday 24 April Katie Armstrong Demonstration

Contact Colin Smith 07939-004375 communications@tudor-rose-turners.co.uk

West Midlands Woodturners

Sunday 27th April Demonstration – Rick Dobney

Contact Chris Jones 07580 195561 crjones5691@gmail.com

West Northants Woodturners

Wednesday 16th April TBA

Contact Tom Donnely 01327 349093

Trent Valley Woodturners

Wednesday TBD

Contact Ian Ethell <https://www.trentvalleywoodturners.co.uk/contact/>

Heart of England Woodturners

Friday April 11th Richard Findley Demo

Contact Giles Dugmore (Chair) 0779 2424775

Members' Work



Carole Nicholson won the John Bradbury Memorial Trophy for the best piece at the March demo. Paul Hannaby was the judge. Her snail was inspired by Paddy Byrne's demo from last month.



Teaching at Coombe Workshop



Coombe Woodturners Branded Items for Sale



COOMBE WOODTURNERS CLUB LOGO WEAR

Polo Shirt £16.50

Hoodies

Overhead £26.50

Zipper £28.50

Sweatshirts Crewneck £22.50

Fleece Jacket £24.50

Soft Shell Jacket £31.50

Soft Shell Bodywarmer £27.50

New Style Jacket £28.50

Please order and pay through Lee or Martin

Items take around 2-3 weeks lead time if not in stock

Thank you for supporting your Club



Cov & Nth Warks
Prostate Cancer
Support Group

Prostate Health Awareness Morning

Saturday 12th April, 10am to 1pm

At the Mary Forryan Centre,
Leicester Road, Hinckley LE10 1LW

2nd HINCKLEY EVENT

Calling all men aged 40 and Over

Check for prostate cancer through early diagnosis PSA testing

Come and Take a Quick and Simple PSA (Blood) Test

By appointment only, so book today
£20 Registration Fee

Scan the QR Code

Or visit the website

www.cnw.mypsatests.org.uk



Call the helpline for more
information: 024 76014207

Register on the website, find the above event and book a slot

This event is organised by the Coventry and North Warwickshire
Prostate Cancer Support Group with the active support of the
Graham Fulford Charitable Trust

Registered Charity No 1092547

Workshop Notice

Coombe Abbey woodturners

As agreed at the AGM on the 4th January 2025

From 1st February 2025 we will be introducing a £1 entry fee into the workshop for all members.

This will include the use of the workshop & equipment Also to include tea & coffee you will also get entry into the 50/50 raffle each day you come into the workshop.

Clarification to the above notice:

The charge does NOT apply to tutors who are teaching a student, nor to committee members when attending a committee meeting.

This will not cover all costs but will go a some way to helping the club to run the workshop through the year and give members a chance of winning a little more money each month.

Thank you for your support

The Committee

Calendar of Events 2025

Month	Date	Day	Location	Event
Jan	4	Sat	W	AGM 10am Start
	18	Sat	C	Segment making. Graham Ball
Feb	21	Fri	S	Snail, Paddy Byrne
Mar	15	Sat	W	Paul Hannaby
Apr	6	Sun		Daffodil Festival
	25	Fri	S	Segmentation. Bill Nicholson
	18 - 21	Fri - Mon	C	Easter Festival of Crafts
May	09/ 10/	Fri/Sat		Woodworks At Daventry
	17	Sat	C	Hands-On Sharpening
July	12	Sat	W	Phil Steele Windsor Chair
Sept	6	Sat	W	Scroll Saw. Giovanni Deida
Nov	15	Sat	W	TBD
Dec	13	Sat	W	Christmas Party

Meeting Locations:

(W) Walsgrave Baptist Church, 10am - 4pm
Hinckley Road, Coventry, CV2 2EX.

(S) Shilton Village Hall, 6:30pm - 9pm
Wood Lane, Shilton, CV7 9JZ

(C) Coombe Abbey Workshop 10am - 12 noon, 1pm - 3pm
Brinklow Rd, Coventry CV3 2AB

Next Meeting

Talk on Segmented Turning by Bill Nicholson
Friday April 25th at Shilton Village Hall 6:30pm - 9pm

Coming up

Saturday May 17th. Hands-On Sharpening. Coombe.