

# **Coombe Abbey Woodturners NEWSLETTER**

**April**



**2023**

***This Month's Sponsor***



### DATA PROTECTION

Your personal details are held on a computer belonging to an officer of the Coombe Abbey Woodturners. Your details are purely for the use of the Club, and are not passed to any third party. If you object to your name, address and telephone number being held on a computer belonging to an officer of the Club, then please write to any member of the committee.

### HEALTH & SAFETY NOTICE

Woodturning can be dangerous! Always follow the manufacturers' instructions and safety advice when operating power tools. Never try the techniques shown at our demonstrations or in our Newsletter if you are unsure or the procedure does not feel safe. Always use the guarding and other safety equipment.

The Club takes reasonable care to operate and instruct in a safe manner and strongly recommends all members to follow the Club's Health and Safety rules and the guidance notes that the AWGB issue in their Revolutions magazine from time to time.

### Committee Members and Contacts

|                                  |  |
|----------------------------------|--|
| Chairman                         | Graham Ball  |
| Vice Chairman                    | Giles Headley  |
| Treasurer & Membership Secretary | Lee Cartwright   |
| Secretary                        | Rod Young  |
| Events Secretary                 | Eric Taylor  |
| Newsletter/Web Site Editor       | Rob Sheehan<br>Graham Cashmore<br>Peter Orange<br>Pat Hanley |
| Training Coordinator             | Michael Archer   |
| Library Custodian                | Gary Jones   |

Website: <https://www.coombeabbeywoodturners.org>

Copy Deadline for the May issue of the Newsletter is:-

Monday 24<sup>th</sup> April 2023

Please forward your News, Stories and Photographs to:-

Robert Sheehan- Newsletter Editor -

M: 07905 185122. E-mail: [robseechan@virginmedia.com](mailto:robseechan@virginmedia.com)

© Copyright Coombe Abbey Woodturning Club 2023

The content of this newsletter must not be copied or reproduced without the written permission of the newsletter editor.

| In This Issue             | Page |
|---------------------------|------|
| Chairman's Jottings       | 4    |
| One Line Philosopher      | 5    |
| This Month's Sponsor      | 6    |
| Les Thorne demonstration  | 8    |
| Using Resin in Turning    | 16   |
| Members' Work             | 18   |
| Daffodil Sunday           | 20   |
| Notices                   | 22   |
| Equipment For Sale/Wanted | 24   |
| Activities at other clubs | 28   |
| Workshop Lessons          | 30   |
| Newark Show               | 32   |
| Equipment For Sale        | 36   |
| Teaching Success          | 39   |
| Calendar Of Events        | 40   |

| Advertisers        | Page |
|--------------------|------|
| Chestnut Products  | 7    |
| Hamlet             | 9    |
| Yandles            | 11   |
| CSM Abrasives Plus | 13   |
| Record Power       | 15   |
| Proops Brothers    | 17   |
| TMS Volvo          | 19   |
| Turners Retreat    | 21   |
| Charnwood          | 23   |
| Crown Hand Tools   | 25   |
| Henry Taylor       | 27   |
| Axminster Tools    | 29   |

## From the Editor



In this issue, you will find my write-up of Les Thorne's demo as well as pictures of members' work.

Trevor Hodges shows how resin can be used in turnings on page 16.

Daffodil Sunday is on 16th April - see the poster on page 20.

In the Notices on page 22, you can find out about 3 new books added to our library and the result of the 50/50 raffle draw.

There are lots of items for sale - see pages 24, 26, 36, 37 & 38.

Events at other clubs can be found on page 28.

More happy trainees can be found on page 30 and Bill Nicholson will brighten your day with a joke on page 31.

I have included some pictures taken at the Newark show on page 32.

Five members were awarded their AWGB teaching accreditation - see page 39.

And see the back page for a list of club and external events.

I ran out of room so there aren't any pictures of the club's new Record Power Coronet Envoy lathe. Look it up online or, even better, visit the workshop and have a go!

*Rob*

## Chairman's Jottings



Hello everyone. Our last demonstration at Walsgrave was given by Les Thorne, and what a good demonstration this was as you will no doubt be reading further into this magazine. I spoke to a few people after the event and each and everyone seemed pleased with the demo.

Our next demonstration at Walsgrave Baptist Church is on Saturday 29th April 2023 when Clem Ansell will be demonstrating. I have never seen one of Clem's demonstrations so I am looking forward to meeting him and enjoying the day.

On 22nd April 2023 our club will be at Axminster's store in Nuneaton demonstrating to the public I will be attending this and I hope you will join me in supporting our club at this event. Axminster have been a sponsor of our monthly newsletter right from the beginning and we have a very good working relationship with them so I hope members will turn up not only to see the demonstrations but to show our appreciation for Axminster's support.

As I said in last months jottings we are attending a few outside events this year the first of which is the Daffodil Festival at Monks Kirby hosted by the Earl of Denbigh at Newnham Paddox. If you have not been before just enter CV23 0RX into your Sat Nav and that should get you there.

I have had a few volunteers for helping at Woodworks at Daventry on 12th and 13th May but no one has yet volunteered for turning the items in the competitions. I need a volunteer to turn a "Darning Mushroom". Another to turn a "Platter" 8 to 10 inches diameter and a third to turn a "Pair of Candlesticks". Please do your best to help with any of these items and give me a call as soon as possible.

At our AGM which was held in January you voted in favour of the club to purchase a new larger lathe for the workshop. Rob Sheehan was given the task of sorting out the best options to include the ideal specifications for our needs. Rob did a very good job in sorting out a suitable lathe and then the committee asked Eric Taylor to speak to his contacts at different

companies to negotiate the best price. This has now been completed and we have a new lathe in the workshop which should please all those members who requested it. I am looking forward to seeing what people can produce on this new machine.

As I said last month, On Sunday 7th May we have been invited to demonstrate our woodturning skills at a Garden Party at Coombe Country Park by the management. We need to use our two gazebos and set up a lathe and a pole lathe plus again some items of work for sale or display. Also we will be loaning our party tent to Coombe so help in erecting this will be most appreciated.

We now have the Raffle Tickets to sell for our annual raffle in aid of the Air Ambulance and CAWT Funds. Please take as many tickets as you can to either purchase yourself or to sell to family and friends. You don't have to pay for them up front although that would be ideal, but you can pay the money in when returning the stubs after you have made the sale. The raffle will be drawn on Monday 28th August 2023 at Coombe Country Park Visitor Centre. Tickets cost £1 each and come in books of five tickets. Please do all you can to help sell as many raffle tickets as possible as you will be doing this for two very good causes.

Thanks for reading all this and hopefully I will be hearing from you.

Stay Safe and keep those bevels rubbing.

*Graham*

*One Line Philosopher:*

*"Never give up work. Work gives you meaning and purpose and life is empty without it."*

*Stephen Hawking*

*Editor's Note - even a great man can be wrong*

## **This Month's Newsletter Sponsor. Chestnut Products.**

Please support our sponsor by buying your finishes and accessories etc from them and don't forget to mention that their sponsorship of our Newsletter is greatly appreciated.

The workshop has a large range of Chestnut products for members to use and I have used Chestnut products for a number of years and can personally recommend them. Our own Eric Taylor always has a stock of Chestnut products for sale at club meetings and demonstrations.

*Editor*

### **Chestnut Products (A Company Profile)**

Chestnut Products was created in the last decade of the twentieth century and quickly became a major supplier of wood finishing materials to the hobby and professional woodturner as well as to other woodworking disciplines. Terry Smart is a familiar face at shows and demos.



Terry started Chestnut Products as a van sales company, driving to various outlets and fulfilling orders from stock carried on the van.

The brand became well known through exhibitions and demand from other parts of the country grew.

Now over 25 years later, Chestnut Products hold an enviable position of being a major supplier to both hobby and professional woodworkers both in UK, Europe and the rest of the world. Chestnut Products is still only a very small company and the personal touch continues.

Terry remains at the helm and there are only two other full time employees to handle all aspects of the company's business.

More Details - and Tickets - at  
[www.woodturningweekender.co.uk](http://www.woodturningweekender.co.uk)



# WOODTURNING 4 WEEKENDER NATIONS



A seminar-style weekend of fantastic woodturning! Informative and informal, it's a great opportunity to watch great demonstrators in action, ask questions, and chat to other woodturners. It's possibly the friendliest woodturning event you'll attend! Here are just two comments (of many) about previous Weekenders:

- *Thanks for a fabulous weekend. It exceeded our expectations by a country mile – Shirley and Paul H*
- *Great service, great Weekender, great company – John*



Heywood Civic Centre  
Heywood  
Nr Manchester

5-6 August  
2023

Tickets  
from £30

FEATURING FULL DEMONSTRATIONS  
FROM OUR HEADLINING TURNERS



Jason Breach



Jay Heryet



Richard Kennedy



Joe Laird

*Plus Displays, Demos and Sales During Intervals.*

SUPPORTED BY



Sign up for our mailing list by scanning the QR code below, or by visiting [woodturningweekender.co.uk](http://woodturningweekender.co.uk)



## Les Thorne Demonstration

18/03/2023

by Rob Sheehan

Les started by showing us a vase made up of three parts: a body made from Ash, a stand made from Sycamore and a lid with a tall, slim finial. He then flipped the lid over to reveal another small, flame finial on the other side. The two finials, either side of the lid, made the vase totally impractical but it was an interesting turning exercise.



Les started with an Ash blank 4 1/2" long by 3 1/2" square. He first demonstrated the correct way to use a spindle roughing gouge (cutting not scraping) and turned it to round. Les cut a chuck spigot on the end with a 10mm round skew. Mounting it in the chuck and bringing up the tail stock for support, Les explained how he would plan the cuts to make the most efficient use of tools and time. Using a spindle gouge, he rounded over the end that would become the top of the vase body. Removing the tail stock,

he drilled a hole down the centre to the required depth as marked by masking tape on the drill. Les prefers to use an engineer's twist drill for this as the flutes clear waste quickly. A forstner bit has to be removed several times to clear the waste. Les then proceeded to hollow the vase using a spindle gouge. Eventually, there was vibration due to too much overhang so Les switched to a Simon Hope hollowing tool. This had an 8mm round tungsten carbide cutter on a square bar. The cutter is angled so that it is always at the perfect angle when the bar was flat on the tool rest.







Brought to you by:  
**HENRY TAYLOR**  
(TOOLS) LIMITED  
EST. 1834

# hamlet

CRAFT TOOLS

*Find your local stockist at:*

[www.hamletcrafttools.co.uk/stockists](http://www.hamletcrafttools.co.uk/stockists)

email: [sales@hamletcrafttools.co.uk](mailto:sales@hamletcrafttools.co.uk) | tel: 0114 232 1338 | web: [www.hamletcrafttools.co.uk](http://www.hamletcrafttools.co.uk)

## Les Thorne Demonstration - continued

He also demonstrated a smaller 6mm cutter. This could remove material quicker but left more lines than the bigger 8mm cutter. To smooth the inside, Les used a tear-drop scraper and a Jason Breach branded negative rake scraper from Henry Taylor.

Then, starting on the outside, Les showed us the most effective cut with a spindle gouge. He then repeated the exact same movement but using a skew chisel, emphasizing the advantages of good technique. After completing the outside shape he turned a spigot on the bottom to fit into the stand. Again, showing the difference between good and bad technique, Les deliberately pressed too hard when shaping the lower curve of the vase. This created a spiral pattern. Les delimited the spiral with two lines using the skew.



The vase stand was next. Mounting a piece of Sycamore 2 1/4" long by 1 3/4" square between centres, Les turned it to round and turned a deliberately too big chuck spigot (leaving extra waste for a jamb chuck). Mounting it in a chuck, he drilled a shallow 10mm hole to match the spigot on the vase body. He turned a bead at the end and a cove in the middle. The waste piece of Sycamore was then used as a jamb chuck to hold the stand as Les turned another bead at the bottom and cleaned up the bottom to a slight concave shape.



**Yandles**



**TIMBER SELF-SELECTION CENTRE  
TOOLS & MACHINES | ARTS & CRAFTS  
GIFT & HOME | SAWMILL | CAFÉ**

**A shopping experience for all in the  
Heart of Somerset**

**FREE CAR PARKING | OPEN EVERY DAY**

 Martock, TA12 6JU     01935 822 207     [www.yandles.co.uk](http://www.yandles.co.uk)



## Les Thorne demonstration - continued

Using another piece of Sycamore 5" by 2 3/4" square, Les started on the lid with a finial either side. He did explain that normally he would make it in three pieces (lid, finial 1, finial 2) and join them together rather than waste so much timber but the wood had come from a stack of firewood so he didn't mind the waste. After turning it to round, Les turned a chuck spigot (again deliberately very big). Mounting in a chuck, he turned the long, slim finial using a spindle gouge. Then he turned the lid and kept checking the fit until it fit snugly into the vase. Using the waste Sycamore as another jamb chuck to hold the lid (with extra masking tape as insurance), Les turned the second finial on the bottom of the lid. This time he chose to turn a knob-shaped finial.



Sanding needs as much care as construction and design. As much care needs to be taken in sanding as in the construction of a piece of work. A few minutes poor sanding technique can irreversibly destroy great craftsmanship and many hours work.



**THE ULTIMATE ABRASIVE!  
RB406 J.FLEX. TRIAL PACK**

1M OF CLOTHINEACH OF THE FOLLOWING GRITS

P80, P120, P240 AND P280 **£14.75** INCVAT ORDER CODE **12806 RB406**

J.Flex is the best abrasive for every workshop. It's ideal for turning, woodworking and metal working. The distinctive blue abrasive with the yellow backing is the softest and most flexible abrasive we have ever discovered. The ultimate abrasive for all kinds of woodworking, especially sanding in acute areas. This cloth can be twisted and folded without grain dis-adhesion. Rolls are 100mm wide.

ALSO AVAILABLE BY THE METRE



**VELCRO-BACKED ROLLS.**

TRIAL PACK 1M OF P100, P150, P240 AND P280 PLUS A SAMPLE STRIP OF VELCRO REPLACEMENT WITH PEEL OFF SELF ADHESIVE BACKING. **£14.75** INCVAT ORDER CODE 13159 ALSO AVAILABLE BY THE METRE. PLUS - IT PAYS TO BUY BIG.

WITH OUR BULK RATE PRICES YOU'LL SAVE MONEY ON THE GRITS YOU USE MOST.

Cut off any length to suit your own sanding application. Every workshop should have at least two or three grades of this to hand. Especially manufactured by Hermes abrasives for us. Ideal for those shop made sanding devices which you can now make to your own specification. Hook and loop, or velcro attachment does away with the unpleasant task of clamping the paper to the machine allows rapid changing of the sheet and encourages the use of more grits extending the finish quality and life of the abrasive. Rolls are 115mm wide.

For your free catalogue call 01636 688888 or e-mail [sales@abrasivesplus.com](mailto:sales@abrasivesplus.com) or visit our on-line shop at [www.abrasivesplus.com](http://www.abrasivesplus.com) where all our products are featured and it's free carriage!

**CSM ABRASIVES PLUS UNIT 2 NORTHERN ROAD, NEWARK, NOTTINGHAMSHIRE, NG24 2EH**

**FAX: 01636 688889**

**[sales@abrasivesplus.com](mailto:sales@abrasivesplus.com)**

**[www.abrasivesplus.com](http://www.abrasivesplus.com)**

**TEL: 01636 688888**

## Les Thorne demonstration - continued

Les' second piece of the day was a Spinning Bowl in spalted Beech approx 8" diameter and 2" thick. The lid was made from a piece of Sapele 2 3/4" long and 2 3/4" square. Mounting the bowl blank on a screw chuck, Les trued-up the edge and face. As the bottom was to be rounded, he cut the smallest chucking spigot possible. Using a bowl gouge and a mix of push and pull cuts, Les roughed-out the very rounded bottom. He switched to a smaller 1/4" bowl gouge to refine the shape. Mounting the spigot in a chuck, Les turned the matching curved shape on the top of the bowl and hollowed out the centre. Again, he had to use a combination of push and pull cuts to follow the grain direction on the curved surface.



Using the hollowed-out centre as a chucking recess, Les could remove the chuck spigot on the bottom of the bowl.

The lid blank was mounted between centres, turned to round and a chuck spigot cut. Les shaped the lid and kept checking the fit. Once he

was happy, Les add v-cuts to decorate the bottom of the lid. He then used a jamb chuck to hold the lid while he turned the flame final.

It was an interesting demo with Les explaining the best way to do each cut and the best tool to use. Most important when you have to make your living from turning commissioned pieces for customers.



# RECORD POWER

ESTABLISHED 1909®

## THE NEW STANDARD FOR WOODTURNING

We are proud to introduce our new range of turning tools, made in the UK at our in-house production facility. Designed in consultation with and tested rigorously by professional woodturners, they represent a new standard in quality and value.

When you buy a Record Power turning tool you are investing in many years of manufacturing expertise and knowledge from a brand with a rich heritage of woodturning specialisation.

"The new Record gouges have fantastic edge longevity and strong ergonomic handles. All you need in a quality woodturning gouge: stay sharp, feel good and turn well."

**Andrew Hall RPT**, Professional Woodturner and Tutor



### 3-Piece HSS Bowl Turning Tool Set

This set contains the three essential tools for bowl turning - 3/8" bowl gouge, 1/2" domed scraper and 3/16" parting tool.

103720



### 3-Piece HSS Spindle Turning Tool Set

This set contains the three essential tools for spindle turning - 1" spindle roughing gouge, 3/8" spindle gouge and 1/8" parting tool.

103710



Free online educational videos available at [recordpower.co.uk/turningtools](http://recordpower.co.uk/turningtools)



View our full range at [recordpower.co.uk](http://recordpower.co.uk) Bowl Gouges | Spindle Gouges | Spindle Roughing Gouges | Skew Chisels | Scrapers | Parting Tools

All prices include VAT EXEMPT.

**MADE IN  
BRITAIN**

**MADE IN  
SHEFFIELD**

Over  
**100**  
years  
Experience • Knowledge  
Support • Expertise

Incorporating some of the most famous brands in woodworking, Record Power's roots stretch back over 100 years.

**RECORD POWER**

**CORONET** **STARTLINE**

**CamVoc** **BLISS**

For more details visit  
[recordpower.co.uk](http://recordpower.co.uk) or  
contact your local stockist

**RECORD POWER**  
ESTABLISHED 1909®

## Using Resin in Turnings

By Trevor Hodges



Trevor used a pressure pot to ensure the correct joining of wood and resin and the removal of all air bubbles in this resin bowl seen above left and left.



No pressure pot needed for the clear resin covering the decorative buttons on the rim of this plate. However, Trevor did warm the resin on a radiator before pouring and he used a paint-stripping heat gun to warm the poured resin to remove any air bubbles.



# PROOPS BROTHERS

ENGLAND • EST 1946

.COM

ALL PRICES INCLUDE POST AND PACKING

1000'S OF OTHER PRODUCTS

## INSIDE, OUTSIDE PLASTIC CALLIPERS



Measurements

0 - 200mm M7176 **£4.60**

0 - 350mm W3509 **£6.80**

## Tool Handles



Wood Ash Handles  
with Brass Ferrules  
for Wood turning Tools

3 x 225mm Long **£10**  
Product Code W3400

5 x 125mm Long **£10**  
Product Code W8056

## Woodturners 12" Outside Plastic Calipers W3462



**£3.60**

## OILSTONE & BOX



**£5.50**

Fine and  
course sides  
W3330

## CABINET SCRAPERS



Set of 3  
W8014

**£9**

## CHUCKS

Drill Chuck 10mm  
with 2MT Arbor  
Product code M0412

**£10**

Drill Chuck 10mm  
with 1MT Arbor  
Product code M0411

**£7.70**



## One Piece Finger Sander, 10mm & 3 Spare Belts.

Product Code W8017



**£5**

## Sheffield Made SJ & JB Addis Skew Chisel HSS.

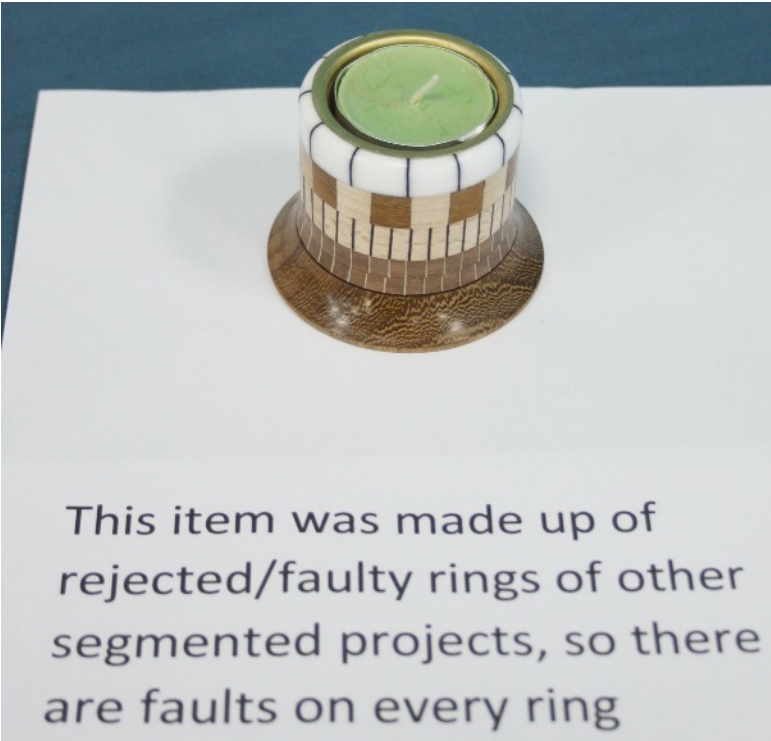
3/16" x 3/32" W8040 **£9.50**



1/4" x 5/32" W8009 **£9.50**

Proops Brothers Ltd 34 Saddington Rd. Fleckney, Leicestershire, LE8 8AW  
TEL. 0116 2403400 [WWW.PROOPSBROTHERS.COM](http://WWW.PROOPSBROTHERS.COM) EBAY USER NAME: SPOORP

## Members' Work



This item was made up of rejected/faulty rings of other segmented projects, so there are faults on every ring

# Let **TMS** look after your Volvo



**SALES // SERVICE**  
**PARTS // ACCESSORIES**

With over 300 years combined experience of working with Volvo, nobody knows your Volvo like **TMS**.

With award-winning levels of customer service and state-of-the-art facilities at Trinity Marina, what ever your Volvo requirements, the **TMS** team can deliver.

*Call in and  
see us soon!*



**QUALITY • CARE • PERSONAL SERVICE**



Coventry: TEL. **02476 303132**

Hinckley: TEL. **01455 632478**

Leicester: TEL. **0116 2758800**

[www.tmsmotorgroup.co.uk/volvo](http://www.tmsmotorgroup.co.uk/volvo)



CRAFT  
& FOOD  
STALLS

The Friends of the Revel Churches  
*welcome you to ...*



SCAN ME

# Daffodil Sunday

**Sunday 16th April, 2023**

*• 11am until 4pm •*

**Newnham Paddox, Monks Kirby, CV23 0RA**

*By kind permission of the Earl & Countess of Denbigh*

**ENTRANCE: Adults £5, Children Under 16, FREE**

*(Payments can be cash or contact-less!)*

**SCAN OUR QR CODE, ABOVE, TO FIND OUT MORE**

**Refreshments**

***The Lion's Chorus***

**Owl & Hawk Society**

***Wood Turning***

**Dunchurch Band**

***Pottery Workshops***

**Grand Raffle**

***Tractors***

**Woodland Walks**

***Plant Stall***

**IceCream**

***Vintage Cars***

**Alpacas**

***Steel Band***

**Hot Dogs**

***Rugby***

**Jill Bartlett**

***Children's***

***Distillery Gin***

**School of Dance**

***Craft Area***

***A GREAT DAY OUT FOR THE WHOLE FAMILY!***



# Creative Courses

WINTER/SPRING 2023

Join us in Harworth, Nottinghamshire DN11 8RU

Easy  
online  
booking!

## JANUARY

| Mo                       | Tu | We                       | Th | Fr | Sa | Su |
|--------------------------|----|--------------------------|----|----|----|----|
|                          |    |                          |    |    |    | 1  |
| 2                        | 3  | 4                        | 5  | 6  | 7  | 8  |
| 9                        | 10 | 11<br><small>Lib</small> | 12 | 13 | 14 | 15 |
| 16<br><small>Lib</small> | 17 | 18                       | 19 | 20 | 21 | 22 |
| 23                       | 24 | 25                       | 26 | 27 | 28 | 29 |
| 30                       | 31 |                          |    |    |    |    |

## FEBRUARY

| Mo                       | Tu | We                       | Th | Fr | Sa | Su |
|--------------------------|----|--------------------------|----|----|----|----|
|                          |    | 1                        | 2  | 3  | 4  | 5  |
| 6                        | 7  | 8                        | 9  | 10 | 11 | 12 |
| 13<br><small>Lib</small> | 14 | 15                       | 16 | 17 | 18 | 19 |
| 20                       | 21 | 22<br><small>Lib</small> | 23 | 24 | 25 | 26 |
| 27                       | 28 |                          |    |    |    |    |

## MARCH

| Mo                       | Tu | We | Th                       | Fr | Sa | Su |
|--------------------------|----|----|--------------------------|----|----|----|
|                          |    | 1  | 2                        | 3  | 4  | 5  |
| 6                        | 7  | 8  | 9                        | 10 | 11 | 12 |
| 13                       | 14 | 15 | 16<br><small>Lib</small> | 17 | 18 | 19 |
| 20<br><small>Lib</small> | 21 | 22 | 23                       | 24 | 25 | 26 |
| 27                       | 28 | 29 | 30                       | 31 |    |    |

## APRIL

| Mo                      | Tu | We | Th                       | Fr | Sa | Su |
|-------------------------|----|----|--------------------------|----|----|----|
|                         |    |    |                          |    | 1  | 2  |
| 3<br><small>Lib</small> | 4  | 5  | 6                        | 7  | 8  | 9  |
| 10                      | 11 | 12 | 13<br><small>Lib</small> | 14 | 15 | 16 |
| 17                      | 18 | 19 | 20                       | 21 | 22 | 23 |
| 24                      | 25 | 26 | 27                       | 28 | 29 | 30 |

Limited spaces available.

Please book early to avoid disappointment!



**Woodturning**  
2-Day - £250

**Tool Sharpening**  
Half Day Morning - £65

**Bandsaw Maintenance**  
Half Day Afternoon - £65

**Pen Turning**  
1-Day - £100

**Pyrography**  
1-Day - £100

**Surface Enhancement**  
1-Day - £180

**Colouring**  
1-Day - £180

**One-to-One**  
1-Day - £198

**Turners Retreat**  
THE WOODWORKERS SOURCE

Dates are subject to change. Please visit our website for the latest information and availability:  
[www.turners-retreat.co.uk](http://www.turners-retreat.co.uk)

## Notices

### Library News

Three new books have been kindly donated to the Library by Pete Bickley. Although not directly woodturning they are an interesting addition to our stock:

Guide to Basic Woodworking  
Routing for Beginners  
The Woodworker's Handbook

We now have 65 books to borrow. The charge is £1 per book which is refunded when the book is returned. A list of them all with brief description is available to view on the Club's website. Hard copies also available if you prefer.

Some books appear to have been out on loan for years. Please check your shelves and return if finished with - no fines will be imposed!

### Booking Training Sessions

**Michael Archer** is now handling all training session bookings.

Please phone him on .

Leave a message if there is no answer.

Do not book a session without Michael's prior agreement.

### 50/50 March Raffle

Winning ticket number 416 was drawn by the staff in the Artisan shop opposite the workshop. Congratulation to Pat Hanley.





Woodworking machinery at its best!


e-mail: [sales@charnwood.net](mailto:sales@charnwood.net)

Tel: 01530 516926

[www.charnwood.net](http://www.charnwood.net)

## We carry an extensive range of Pen Sets, simply match with your favourite blank to create the Perfect Pen

This industrial looking **Warrior Click pen** will impress anyone. The O Rings compliment the look, whilst providing a comfortable writing experience



**WC1**

Gold

**WC2**

Gun Metal

**WC3**

Chrome

This **Hexagonal Click pen** has a rugged design, ready for any tough use.

**HC1**  
Gun Metal

**HC2**  
Chrome



This **Elegant Beauty Twist** is a very stylish pen. Perfect for adding a touch of sophistication



**EB1**

Gold & Gun Metal

**EB2**

Antique Bronze

**EB3**

Rose Copper

A classic antique style pen, the **Spiritual Twist pen** takes you back in time.

**ST1**  
Rose Copper & Gun Metal

**ST2**  
Antique Bronze



Kits are supplied complete, spare parts are also sold separately



**Showroom Address:** Unit A Cedar Ct, Walker Rd, Bardon Hill, LE67 1TU

## Disclaimer

The club is not responsible for any item appearing on these pages. The buyer and seller must make their own arrangements as to the condition, suitability, delivery, payment and price etc.

## Equipment For Sale

Charnwood Tools 8" table saw (Charnwood sell it for £939.00). Mine is about 4 years old, complete. Only cut about 20 sheets of wood. Offers around £350.00. Buyer to collect. ontact Geoff Burrell.



## Equipment for Sale

|  |        |
|--|--------|
| Axminster Chuck SK 100 1"x8tpi                               | £80.00 |
| Axminster Indexing Ring (unused) £10.00, Indexing Arm £10.00 |        |
| Axminster Screw Chuck to Fit C Dovetail Jaws                 | £10.00 |
| Axminster Chuck Removal Spanner                              | £8.00  |
| Axminster Chuck Hub 1"x8tpi                                  | £8.00  |
| Axminster Chuck Spanner                                      | £4.00  |
| Axminster 300mm Tool Rest 25mm Stem                          | £10.00 |
| Axminster Woodturning Pen Blank Centring Vice                | £30.00 |
| Contact <b>John Orton</b>                                    |        |



# INTRODUCING THE NEW REVOLUTION

The 'revolution' is a completely new hollowing system from the world leaders in fine turning tools. From its beautifully weighted handle to its cryogenically treated cutting tips the 'revolution' is designed to be the finest hollowing tool on the market.

The modular articulated design allows the woodturner the freedom and flexibility to configure the tool for any situation. From straight vases to heavily undercut hollow forms the 'revolution' has it covered.

At the heart of the 'revolution' is the new fully depth adjustable 'super ring' the revolutionary design of the 'super ring' ensures clean efficient wood removal at all times with 5 different cutting tips and modular articulation design the revolution is a must have tool for all woodturners.



- Supplied with 5 different cutting tips for unrivalled flexibility.
- Clever modular design allows for many different configurations.
- All collars and collets beautifully machined from solid "marine grade" brass billet.
- High performance cryogenically treated cutting tips for vastly improved wear resistance.
- New adjustable "Super ring" allows ultra efficient wood removal without clogging.
- Slim-line articulated tip design for unrestricted access to those hard to reach cuts.
- Expandable.
- Hand made in Sheffield, England.



Tel. 0114 261 2300  
Fax. 0114 261 2305

Web. [www.crownhandtools.ltd.uk](http://www.crownhandtools.ltd.uk)  
Email. [info@crownhandtools.ltd.uk](mailto:info@crownhandtools.ltd.uk)



## Equipment For Sale - continued

SIP 900mm Swivel head wood lathe. Not been used many times. Still in very good condition. Currently attached to a workbench but can be removed. We also have the legs to attach to it. It will come with an assortment of attachments and chisels.

We would like to ask £100 or near offer

Please email

The lathe is in Stoke Coventry, buyer would need to collect



## CHESTNUT FINISHES

Any item from the catalogue can be supplied.

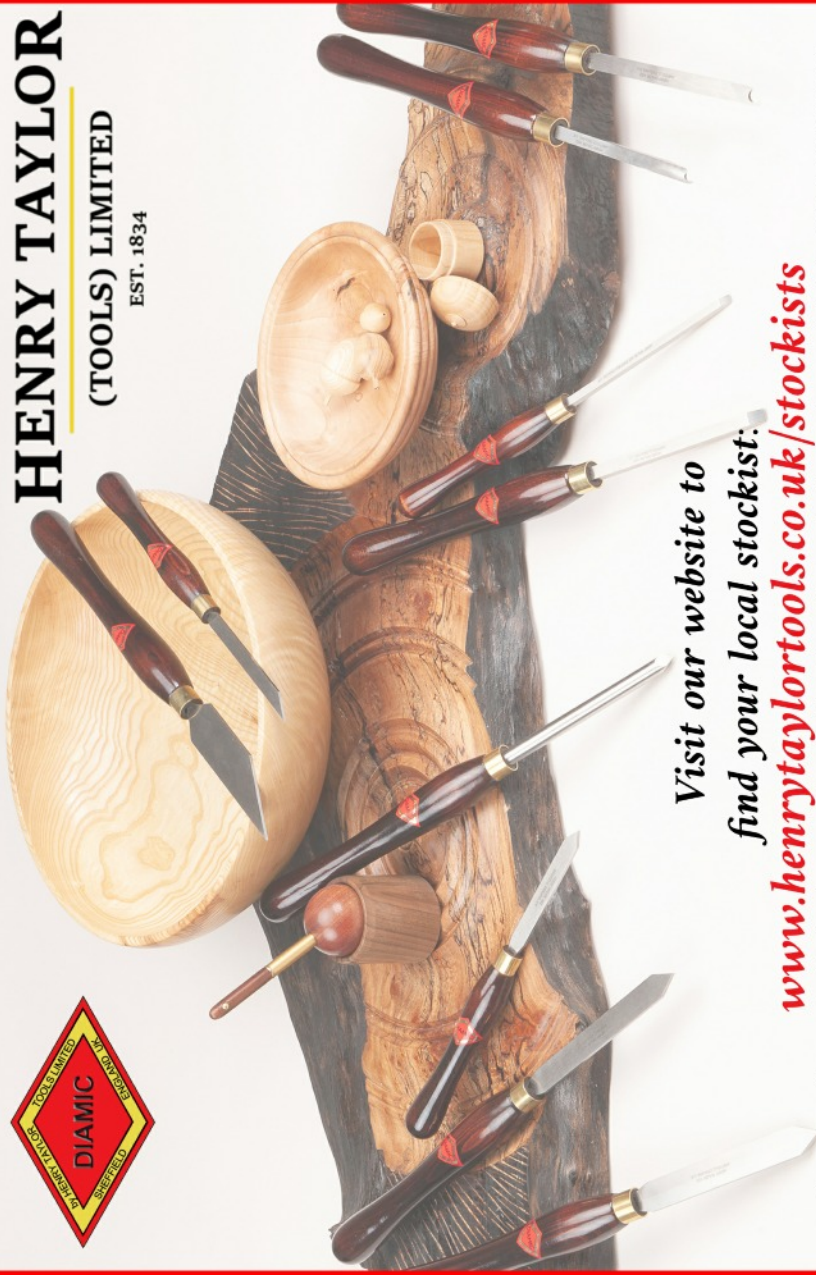
10% discount on Chestnut finishes  
for Club members.

**Ring: Eric Taylor**

# HENRY TAYLOR

(TOOLS) LIMITED

EST. 1834



*Visit our website to  
find your local stockist:*

*[www.henrytaylortools.co.uk](http://www.henrytaylortools.co.uk)/stockists*

web: [www.henrytaylortools.co.uk](http://www.henrytaylortools.co.uk) | email: [sales@henrytaylortools.co.uk](mailto:sales@henrytaylortools.co.uk) | tel: 0114 234 0282

## Activities of other clubs in the Midlands area

As a matter of courtesy and to ensure that there is space available to accommodate members wishing to visit other clubs demo's, please use the contact telephone number where shown.

### In Store at Axminster, Nuneaton

Saturday 22nd April      Coombe Abbey Woodturners

---

### North Warwickshire & Hinckley Woodturners

Tuesday 4th April      Preparation for Woodworks at Daventry

Contact Steve Obrien      01788-521527

---

### Tudor Rose Woodturners

Thursday 13th April      Martin Harper

Thursday 27th April      Peter Carless

Contact Colin Smith      07939-004375 communications@tudor-rose-turners.co.uk

---

### West Midlands Woodturners

Sunday 16th April      9.15 – 16.30 Demonstration by Les Thorne

Contact      John Hooper      0121 354 8464

---

### West Northants Woodturners

Wednesday 5th April      Geoff Warr and April competition.

Wednesday 19th April      Roger Gilbert.

Contact      Tom Donnelly      01327 349093

---

### Trent Valley Woodturners

Awaiting 2023 programme of events

Contact      Ian Ethell <https://www.trentvalleywoodturners.co.uk/contact/>


# TWIST & FIX

## It's all in the name

### Fast and efficient polishing

Convert your lathe into a polishing machine in seconds with the Twist & Fix Adaptor and Mop Arbor by Axminster Woodturning.

Supplied in two parts: the Adaptor fits directly onto your lathe, whilst the Arbor's unique 'Twist & Fix' design makes it quick and easy to switch between the variety of optional mop attachments. With a simple twist and fix, you can quickly complete all your polishing tasks with ease.



Shown here with ASR Locking Ring (sold separately)

### Axminster Woodturning Twist & Fix Adaptor and Mop Arbor

Code: 109391 - M33 x 3.5mm  
 109392 - 1" x 8tpi  
 109537 - M33 x 3.5mm Euro ASR Groove\*  
 109538 - 1/4" x 8tpi

**£59.98**

- Turns a lathe into a polisher in seconds
- Threaded Adaptor with detachable Twist & Fix Mop Arbor
- Simple push and twist to secure the Arbor
- Arbor takes mops with 12mm bore
- Quick and easy to switch between mop attachments
- Use with mops, felt wheels or profiling wheels
- Additional arbors available separately

Pack of 3 Mop Arbors EB4-98, code: 720623



\* Part 109537 requires the ASR Locking Ring (EB4-98, code: 109537) if lathe is run in reverse.



Shop our range of mop arbors and compounds on our website or in-store. Available to purchase separately.

For the full Axminster Woodturning range, visit one of our stores, search [axminstertools.com](http://axminstertools.com) or call 03332 406406  
 Prices may be subject to change without notice.



AXMINSTER TOOLS

We share your passion.

AXMINSTER • BASINGSTOKE • CARDIFF • HIGH WYCOMBE • NEWCASTLE • NUNEATON • SITTINGBOURNE • WARRINGTON



Rated 'Excellent' on Trustpilot

## Workshop Lessons

Two more trainees attending lessons at the Coombe workshop. Phil Steele was teaching Christina, and Rob Sheehan was teaching Matt.



## Equipment For Sale - continued

After buying a new workshop lathe, Coombe Abbey Woodturning club is selling one of their Vicmark VL100 lathes including stand, drive centre, live centre faceplate and knock-out bar. A chuck is NOT included. Asking price is £250.



Contact Graham Ball, Lee Cartwright or Eric Taylor

## Joke from Bill Nicholson

How I spend my time  
in my work shop



-  Cleaning
-  Designing
-  Creating
-  Finishing
-  Trying to find the tool I just had in my hand five minutes ago



## Newark Show 2023

By Rob Sheehan

Here are some photos from the Newark show. We had plenty of snow which might have put people off travelling but, North of Leicester, there was no snow at all! Most items are from the Lincolnshire Woodturners.





Newark Show - continued



## Newark Show - continued



## Newark Show - continued



## Equipment For Sale - continued

The following are being sold by Pete Bickley.

All are in very good condition and with the exception of the air filter, have their manuals.

Record Power SS16V Scrollsaw  
£50.00

includes selection of blades,  
pack of Olson sanding strips,  
blade holder upgrade kit



Axminster  
AW16BMST  
Bench Morticer  
£100.00

Incudes riser  
block and boxed  
set of chisels.  
Very little use



Microclene  
MC1200 Air Filter

£40.00  
90w motor



SIP 01321 Table Saw  
£80.00

10" blade, 1500w motor.  
Footprint 610mm x 560mm.  
Table size 640mm x 430mm  
extending to 940mm x  
950mm.

Spare blade



## Equipment For Sale - continued

Nu Tool BT102 Router Table (router not included) £25.00

Extension tables, NVR switch



Performance Pro Compound Mitre Saw £25.00

190mm blade,  
750w motor. Spare blade



Power Craft Combi Tool £10.00  
160w motor



Performance Pro Sliding Compound Mitre Saw £80.00

250mm blade, 1900w motor. Brand new Freud blade



Evolution 005-0001 Mitre Saw Stand £40.00

Used once, excellent condition

## Equipment For Sale - continued

### Tormek for Sale

Eric Taylor is selling his Tormek sharpening system. Several jigs are included. Price £245



### Poolewood PW 28-40

Superlathe  
open to offers  
Tim Smith

Rugby



## Teaching Success at Coombe Abbey Woodturners

Five members of the club have earned AWGB accreditation for teaching new members. This will help us to give more lessons in our workshop and hopefully encourage more people into the art of Woodturning.

The session took place at our workshop at Coombe Abbey on January 12th 2023. AWGB officers Steve Gordon and Dave Atkinson carried out the assessment.

Members Phil Steele and Giles Headley were first with pupils Andy McDonald and Frank Barnes. Each member had to demonstrate how they would introduce new people to the art of Woodturning: all about the lathe, the stance and the tools that were to be used. Then go through a lesson with a trainee on the lathe.

The next members were Pat Hanley and Lee Cartwright with pupils Tony Nicholson and John Parkes. Again the results were very good and the assessors were quite happy. After lunch, the last member Don Kildin was assessed with pupil Michelle Standbridge. Everything went well and satisfied the assessor Steve Gordon. Michelle is the wife of one of our members. She also helps in the kitchen on the days we have demonstrations. Michelle seems to have taken naturally to woodturning

All five members received their certificates.

We wish our five club members many thanks for taking part in the training programme and hope they continue giving lessons to anyone wishing to learn the art of woodturning.

As a club we offer two, two hour lessons free of charge. After the two lessons the person would have to join our club and the AWGB if they wished to continue with woodturning. The lessons are free but the pupil can donate to our nominated charity which is the Air ambulance.

Eric Taylor

## Calendar of Events 2023

|             |                                   |           |
|-------------|-----------------------------------|-----------|
| January 7   | AGM                               | Walsgrave |
| January 29  | Committee Meeting                 | Coombe    |
| February 17 | Pat Hanley                        | Shilton   |
| March 18    | Les Thorne                        | Walsgrave |
| April 16    | Daffodil Festival at Monks Kirby  |           |
| April 22    | Coombe demonstrating at Axminster |           |
| April 29    | Clem Ansell                       | Walsgrave |
| April 30    | Committee Meeting                 | Coombe    |
| May 7th     | Coombe Abbey Garden Party         |           |
| May 12/13   | Woodworks@Daventry                |           |
| June 16     | Steve Heeley                      | Shilton   |
| July 8      | Emma Cook                         | Walsgrave |
| September 9 | Demo by Two Members               | Walsgrave |
| October 20  | Paul Fryer                        | Shilton   |
| December 9  | Christmas party 12:30 start       | Walsgrave |

### *Meeting Locations:*

*Walsgrave Baptist Church, 10am - 4pm  
Hinckley Road, Coventry, CV2 2EX.*

*Shilton Village Hall, 6:30pm - 9pm  
Wood Lane, Shilton, CV7 9JZ*

### **Next Meeting**

**Demonstration by Clem Ansell  
Saturday 29th April at Walsgrave Baptist Church  
10 am start**

### **Coming up**

**Friday June 16th Demonstration by Steve Heeley**